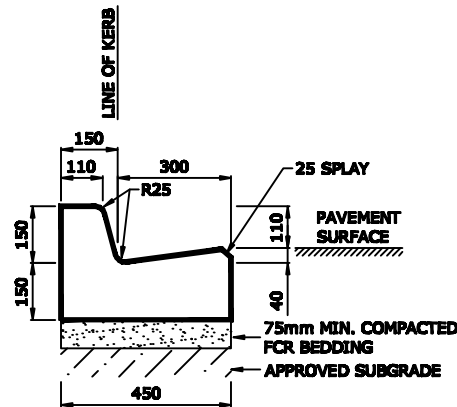
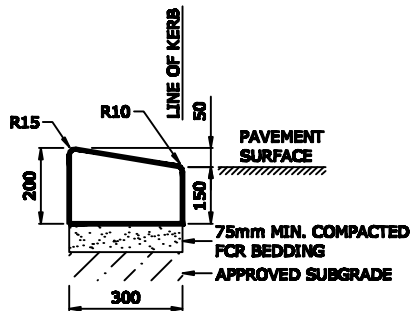


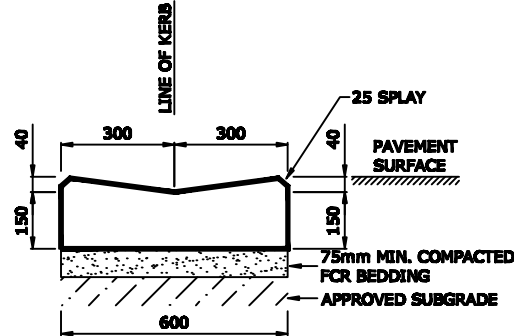
**BARRIER KERB  
B1**



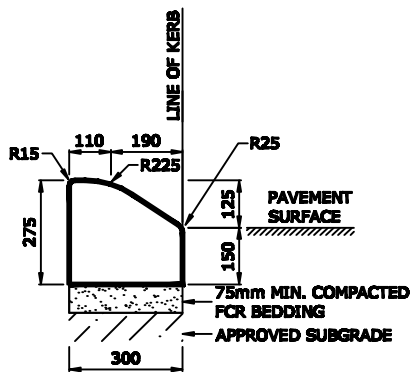
**BARRIER KERB  
B2**



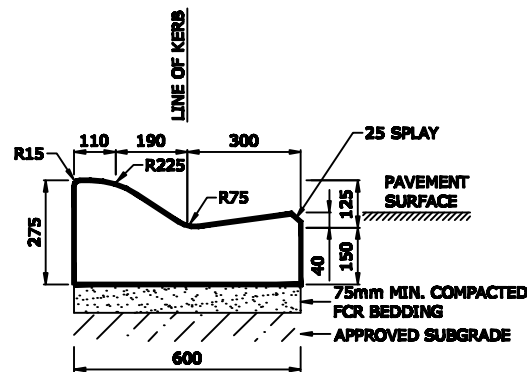
**FULLY MOUNTABLE KERB  
M1**



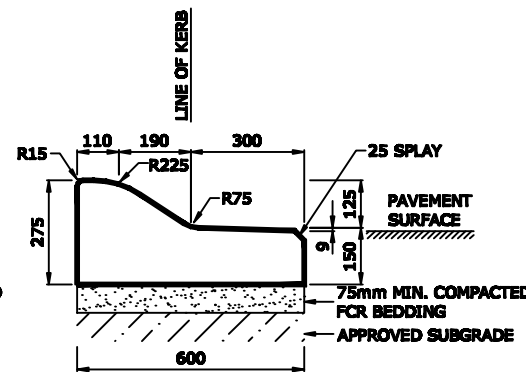
**SPOON DRAIN**



**SEMI MOUNTABLE KERB  
SM1**



**SEMI MOUNTABLE KERB  
SM2**



**SEMI MOUNTABLE KERB  
SM3**

**NOTES:**

1. CONCRETE STRENGTH : 32 MPa AT 28 DAYS

CONCRETE USED IN KERB EXTRUSION MACHINES SHALL HAVE A MIN. CEMENT CONTENT OF 280kg PER CUBIC METRE.

2. CONCRETE COLOUR :

- THE COLOUR OF CONCRETE TO BE USED IS EITHER PLAIN OR CHARCOAL COLOURED DEPENDING ON THE COLOUR OF MATERIAL REQUIRED TO BE MATCHED.
- FOR CHARCOAL COLOURED CONCRETE USE HANSON "EBONY" COLOUR OR 15kg "BLACK OXIDE" BAYER 318 PER CUBIC METRE CONCRETE OR APPROVED EQUIVALENT.
- APPROVAL ON THE COLOUR MUST BE OBTAINED FROM COUNCIL'S SUPERINTENDENT PRIOR TO COMMENCEMENT OF ANY KERB & CHANNEL WORKS.

3. USE 20mm CLASS 2 FCR FOR BASE MATERIAL COMPACTED TO 95% MOD. TEST

4. DIMENSIONS IN MILLIMETRES

5. CHAMFERS ARE 15x15 UNLESS SHOWN OTHERWISE

NOTES:

E				
D				
C	FINAL	NP	AN	03/04/09
B	FINAL	NP	AN	26/06/08
A	FINAL	AA	LL	26/11/06

No. Description: Drawn: Checked: Date: REVISIONS:

DRAWN: NP  
CHECKED: AN  
AUTHORISED: AN

DATE PLOTTED: DATE PLOTTED

SCALE: 1:20



DRAWING TITLE:  
**CONCRETE  
KERB &  
CHANNEL**

DRG. No. SD 1101

REVISION:  
C