

## Have Your Say Port Phillip

Report Type: Form Results Summary  
Date Range: 07-05-2023 - 28-05-2023  
Exported: 07-06-2023 14:04:58

<b>Closed</b>		
Managing weeds in our open and urban spaces <a href="#">Managing weeds in our open and urban spaces</a>	39 Contributors	43 Contributions

### Contribution Summary

**1. Do you have any thoughts or feedback on the proposal to reintroduce glyphosate use for weed control?**  
Long Text | Skipped: 0 | Answered: 43 (100%)

**Sentiment**

Sentiment	Percentage	Count
Positive	9%	4
Mixed	14%	6
Negative	60%	26
Neutral	16%	7
Unclassified	0%	0

**Tags**

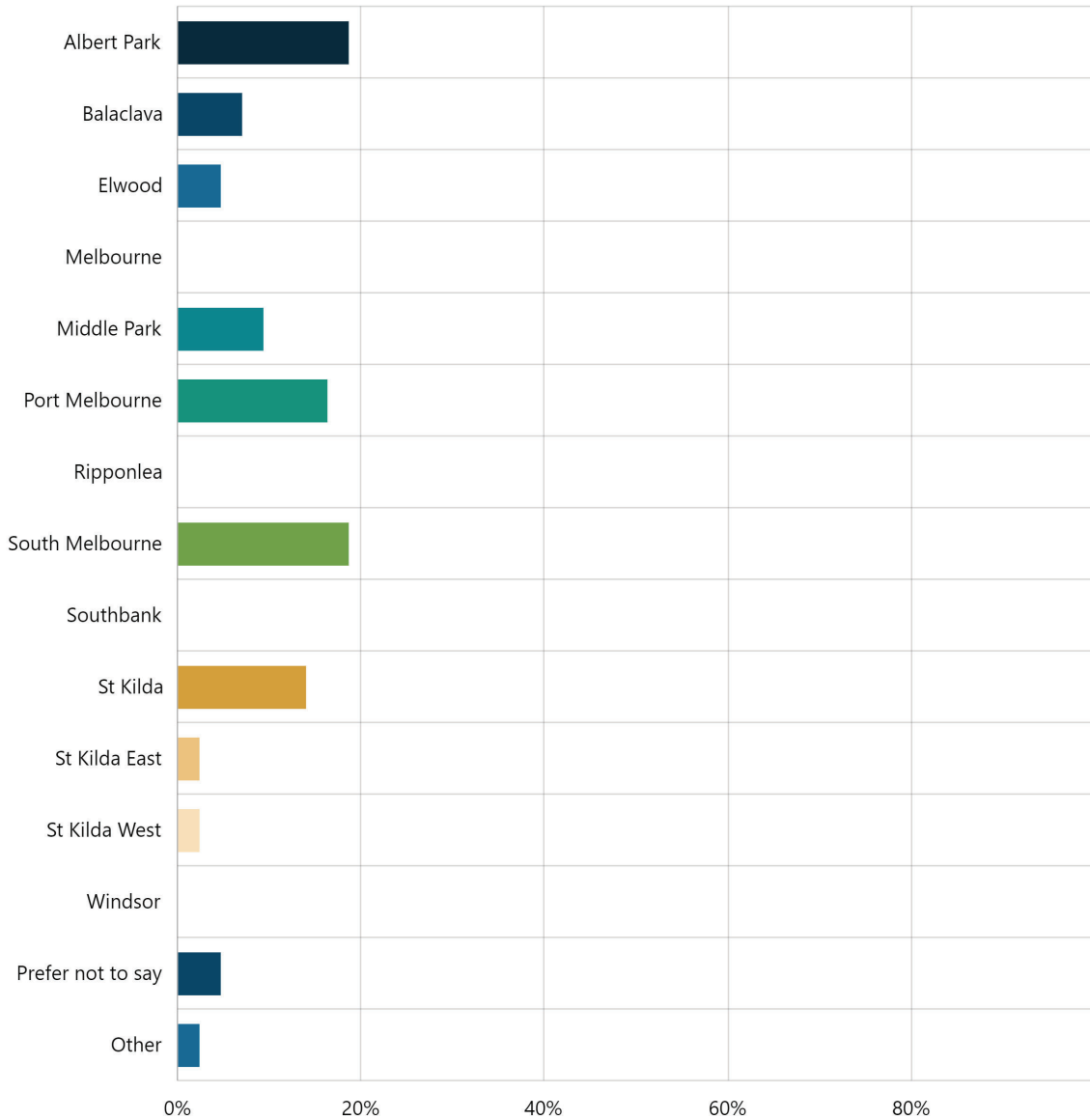
No tag data

**Featured Contributions**

No featured contributions

**2. What is your residential suburb?**

Select Box | Skipped: 0 | Answered: 43 (100%)

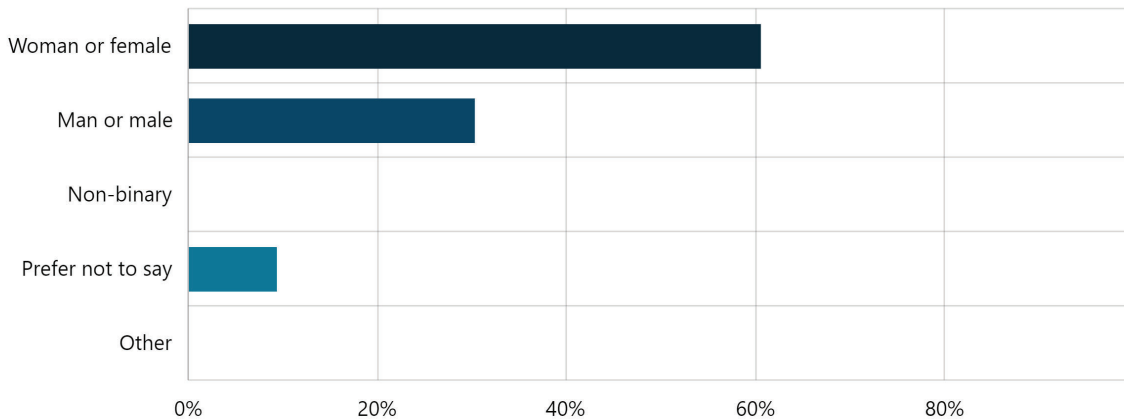


Answer choices	Percent	Count
Albert Park	18.60%	8
Balaclava	6.98%	3
Elwood	4.65%	2
Melbourne	0%	0

Middle Park	9.30%	4
Port Melbourne	16.28%	7
Ripponlea	0%	0
South Melbourne	18.60%	8
Southbank	0%	0
St Kilda	13.95%	6
St Kilda East	2.33%	1
St Kilda West	2.33%	1
Windsor	0%	0
Prefer not to say	4.65%	2
Other	2.33%	1
<b>Total</b>	<b>100.00%</b>	<b>43</b>

**3. Which gender do you identify with?**

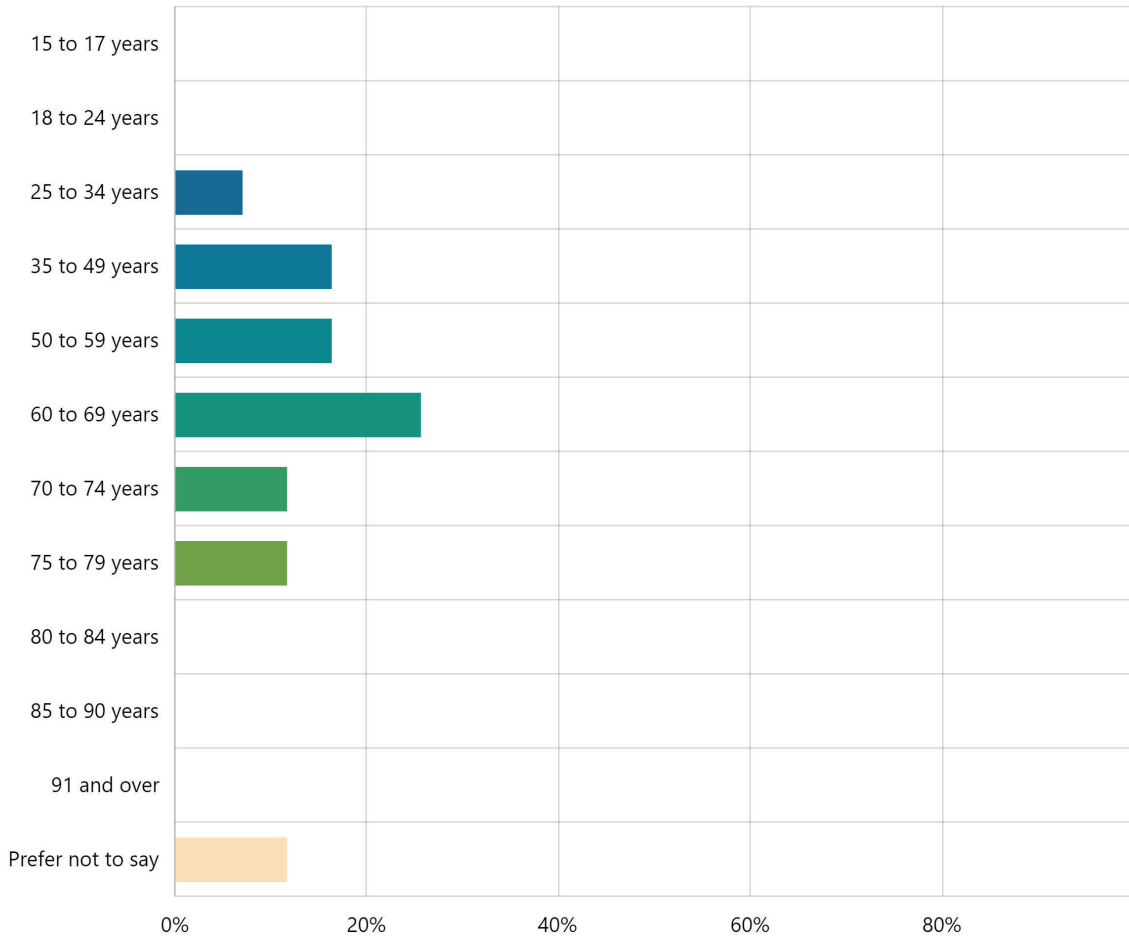
Select Box | Skipped: 0 | Answered: 43 (100%)



Answer choices	Percent	Count
Woman or female	60.47%	26
Man or male	30.23%	13
Non-binary	0%	0
Prefer not to say	9.30%	4
Other	0%	0
<b>Total</b>	<b>100.00%</b>	<b>43</b>

**4. Please indicate your age group.**

Select Box | Skipped: 0 | Answered: 43 (100%)



Answer choices	Percent	Count
15 to 17 years	0%	0
18 to 24 years	0%	0
25 to 34 years	6.98%	3
35 to 49 years	16.28%	7
50 to 59 years	16.28%	7
60 to 69 years	25.58%	11
70 to 74 years	11.63%	5
75 to 79 years	11.63%	5

80 to 84 years	0%	0
85 to 90 years	0%	0
91 and over	0%	0
Prefer not to say	11.63%	5
<b>Total</b>	<b>100.00%</b>	<b>43</b>