



CEO Report

April 2023

Volume 96

What's inside

- **Children's Infrastructure Program**
- **South Melbourne Town Hall renewal works**
- **Easter at South Melbourne Market**
- **Film screening – The Lost City of Melbourne**

Council respectfully acknowledges the Traditional Owners of this land, the people of the Kulin Nations. We pay our respect to their Elders, past and present. We acknowledge and uphold their continuing relationship to this land.

Message from the CEO



Welcome to the CEO Report for April.

Good Governance and Advocacy

Much of our advocacy and governance work this month has focused on continuing to build our relationships with the Victorian and Australian Government and strengthening our ties with our neighboring municipalities.

In April we kicked off the Urban Canvas Mural Festival, a \$600,000 project funded by the Victorian Government and delivered in partnership with participating councils, Bayside, Boroondara, Glen Eira, Kingston and Stonnington. The Festival aims to prevent graffiti vandalism through the installation of unique street art across our City and neighbouring Council's. Over the past few years we greatly extended our street art collection and are now looking at ways to promote this to increase visitation and vibrancy across the City.

Our Partnership with the Victorian Government to deliver its [Building Blocks initiative](#) has also commenced.

This partnership seeks to future-proof six early years education and care centres, with Council making an investment of \$18 million, in addition to the Victorian Government contribution of \$12.6 million. We have also established a working group with the Department of Education to ensure successful delivery of these projects and to monitor kindergarten supply.

Delivering the Council Plan

Delivery of the extensive project portfolio for 2022/23 continues to a focus. We are currently tracking at 71 per cent of projects on track. While most of these projects will still be completed; they will take longer largely due to external factors impacting all industries.

In pleasing news, we are well on our way to delivering one of the big promises we made in our Council Plan, an upgraded and reopened South Melbourne Town Hall with stage 1 works currently out to tender and discussions commencing with the Australian National Academy of Music on implementation of their capital works proposal.

We also saw a slight drop in some of our customer service metrics for April. This is largely due to contractor resourcing constraints particularly in waste, a larger than average amount of staff absences and an overall increase in our service requests. We have put plans in place to ensure we see an increase in performance in the coming months.

Communicating and engaging with our community

Engagement continues to be a focus this month, as we encourage our community to have their say on a range of projects across the municipality and listen to their thoughts and opinions on a variety of issues that affect them. Our regular community eNews, Divercity, included a fantastic story about our Strategic Engagement team and the important work they do in translating community feedback into tangible change. If you haven't had a chance, I encourage you to have a read [on our website](#).

Message from the CEO

In April we opened up our [draft Council Plan and Budget for consultation](#) and have been having a series of meaningful conversations with our community at our Pop-up Conversations about what the proposed changes mean to them. We also opened consultation for several projects relating to open space in Port Phillip, including upgrade works at Sol Green Reserve and proposed new netball courts and pavilion at Elder Smith Reserve.

Demonstrating value for money

In April, the full year forecast for the 2022/23 cumulative cash surplus of \$8.37 million is an improvement of \$0.44 million on March and is favourable compared to budget of \$1.55 million by \$6.8 million.

The full year forecast surplus improvement is predominantly due to improving parking income of \$2 million, particularly improved utilisation at South Melbourne Market and foreshore precincts, an increase of \$0.9 million in parking infringement income, \$0.6 million in supplementary rates (ie growth in properties), and increasing interest income of \$3.8 million. This surplus has partly been used to fund rates increase of 2.8% in 2023/24 - significantly below inflation and the rates cap.

We continue working with our major service contractors to monitor performance and ensure value for money. Greater emphasis is being placed on contract management capability across the organisation and we have appointed a temporary specialist contractor manager in Parks and Open Space - one of our largest contracts.

People and Culture

Following recruitment of two vacant General Manager roles last month, we have now commenced recruitment for several key Manager roles which will provide enhanced leadership stability and capability.

We continue to implement our action plan in response to the staff survey. While we continue to see the impact of a tight labour market on direct and contracted service delivery, we are seeing some improvement in turnover and vacancy rates.

I wanted to highlight the work of our new Accessibility and Disability Inclusion Staff Network. This network is created and run by staff with disability and their allies, and the Network will be a contributor to policies and projects within the organisation and to help us ensure the workplace is a welcoming, safe, and enjoyable place for all employees.



Chris Carroll

CEO, City of Port Phillip

Inclusive Port Phillip

A City that is a place for all members of our community, where people feel supported and comfortable being themselves and expressing their identities.



Child Link

Port Phillip's MCH team is being onboarded as part of the phased implementation across the State to the Child Link Platform. Child Link is a new digital tool that consolidates and displays key information about every child in Victoria to promote the wellbeing or safety of children in Victoria.

This is part of Victoria's Child Information Sharing reform that promotes a systematic approach to improving how information is shared between professionals who have responsibility for child wellbeing and safety.

Child Link will support our MCH nurses to better identify risks and vulnerabilities and provide the necessary support to prevent any escalation of harm as well as facilitate smoother transitions between early childhood and education services by responding to gaps in participation.

For more information see:

<https://www.vic.gov.au/child-link>

Children's infrastructure program

Implementation of the Partnership Agreement between Council and the Victorian Government, under its Building Blocks initiative, has commenced. This investment will future-proof six early years education and care centres, with a Council contribution of \$18 million, in addition to the Victorian Government contribution of \$12.6 million.

All centres that are part of this infrastructure program have been briefed on the Partnership Agreement, which will result in:

- A significant renovation for Eildon Road Childcare and Kindergarten, Elwood Childcare Centre, and Lillian Cannam Kindergarten.
- A rebuild for The Avenue Children's Centre and Kindergarten and North St Kilda Children's Centre (i.e. demolishing the existing structure and building a new facility).
- A renovation and expansion for Clarendon Children's Centre.

Council and the Department of Education have formed a Working Group, for the purpose of ensuring successful delivery of these projects and to monitor kindergarten supply.

Council was successful in gaining a grant from the Department of Education to update the Kindergarten Infrastructure and Services Plan (KISP) in partnership with Department of Education as part of the Partnership Agreement commitment to continue to monitor kindergarten supply for the municipality.

Homes Victoria - Barak-Beacon social housing project

Homes Victoria is progressing with the procurement process for the project group to redevelop and operate the Barak-Beacon site to provide a mix of social, affordable and market rental homes.

Homes Victoria has produced a Community Newsletter to provide community members with project information and updates. The newsletter was distributed on Wednesday 26 April to renters onsite and nearby neighbours within approximately 500 metre radius of the site. According to Homes Victoria, a report on the outcomes of early community engagement undertaken with existing residents and the community in June-July last year will be provided to the community in the coming weeks.

Friends of Suai - successful fundraiser

The annual Friends of Suai/ Covalima (FoS) trivia night was held on Thursday 20 April at the Middle Park Bowls Club. The event was a great success, raising more than \$13,000 through ticket sales, a raffle and silent auction.

The trivia night is the largest annual fundraising event for FoS and receives great support from the Port Phillip community. More than 105 local residents, and friends attended the event, including Councillors and officers. Local traders and residents generously donated over \$5,500 worth of goods and services for the trivia prizes, silent auction and raffle that took place during the evening.

Proceeds from the trivia night will help to ensure that the Covalima Community Centre in Suai, East Timor can continue to implement sustainable community develop programs, with a strong focus on education, health, gender equality, livelihoods, and the environment.

FoS is registered with Consumer Affairs Victoria for fundraising activities.



More than 100 people attended the trivia night

Snapshot: Inclusive Port Phillip indicators

The following are the results for the month of April 2023

Assessment  Favourable result  Unfavourable result  No change

Service / Measure	Monthly target	January 2023	February 2023	March 2023	April 2023	Assessment
Housing and homelessness						
Direct hours of housing assistance	>65 direct hours	80	112	78	41*	X
Number of older local persons housed	>5 housed	6	13	10	3**	X

* A reduction in staffing hours in the provision of housing assistance is noted as temporary as the recruitment for a full-time Housing and Homelessness team leader is advanced.

** A reduction in the number of older local persons housed via sponsorship housing is below target due to the temporary reduction of staff hours as Council progresses the recruitment for a full-time Housing and Homelessness team leader.

Liveable Port Phillip

A City that is a great place to live, where our community has access to high quality public spaces, development and growth are well-managed, and it is safer and easy to connect and travel within.



South Melbourne Town Hall renewal works

Council is undertaking a much-needed renewal and upgrade of the South Melbourne Town Hall and in late April issued a public tender inviting bids from suitably qualified contractors to undertake the first tranche of these renewal works.

This initial work primarily involves extensive investigation, planning and design, and assessments by Heritage Victoria which follows carefully stripping out several rooms to prepare the site for the main works package. The tender is scheduled to close in May, and the works are anticipated to commence mid-year.

Subsequent works by City of Port Phillip will include a return of the site to compliance and a tenable condition. Planning for this stage will commence following completion of these initial works.



Portrait view of South Melbourne Town Hall

Planning scheme review

The Minister for Planning has approved Amendment C203port (Planning Scheme Review) to the Port Phillip Planning Scheme. The approval came into effect in the Planning Scheme when they were published in the Victoria Government Gazette on Friday 14 April 2023.

Council adopted Amendment C203port on 17 August 2022.

The overall outcome of this amendment is that it simplifies and improves the structure, function and operation of the Port Phillip Planning Scheme and removes unnecessary regulation.

The Minister made some minor changes to the amendment from what Council adopted. Most changes did not affect the outcomes being sought through the adopted policy.

Sol Green Reserve upgrade works

As part of the Public Space Strategy, Council will undertake upgrades at Sol Green Reserve. The upgrades will include:

- new playground (with accessible equipment)
- upgraded netball and basketball area
- improved access and footpath connections throughout the park
- additional greening and tree planting
- updated lighting
- other upgrades of assets where required.

Community consultation on upgrade can be accessed via Council's Have Your Say Page - [Sol Green Reserve Upgrade](#).

The consultation will close on 4 June 2023.






Feedback received from the community consultation will be incorporated into the draft concept plan, which will inform the project's final design.

The project will be designed in the 2023/24 financial year and is due to commence construction early 2025, with construction anticipated to be complete in June 2025.

Snapshot: Liveable Port Phillip indicators

The following are the results for the month of April 2023

Assessment  Favourable result  Unfavourable result  No change

Service / Measure	Monthly target	January 2023	February 2023	March 2023	April 2023	Assessment
Local laws and animal management						
Time taken to action animal management requests	1 to 10 days	1	1	1	1	
Animals re-homed	20% to 80%	25%	25%	32%	0%*	
Animals reclaimed	30% to 90%	59%	64%	43%	45%	
Animal management prosecution	Trend data	0	2	1	0	
Number fines issued related to Animal Management	Trend data	5	25	13	23	
Transport and parking management						
Sealed local road requests	10 to 120 requests	11	10	10	11	
Sealed local roads maintained to condition standards	80% to 100%	93%	93%	94%	94%	

* Of the 20 animals collected in April, 9 animals (45%) were reclaimed by their owners. Out of the remaining 11 animals, no animals were rehomed to new owners. A further 9 animals (82%) were being assessed at the time of this report was generated. All avenues are explored to ensure animals find new homes.

Sustainable Port Phillip

A city that has a sustainable future, where our environmentally aware and active community benefits from living in a bayside city that is greener, cooler, cleaner and climate resilient.



Leaf removal program

Port Phillip has 530 streets, all of which are affected by the advent of Autumn. 32,500 deciduous trees drop their leaves during what the team refer to as “leaf season”.

Our Autumn Leaf Cleaning Response Program aims to provide a better result for residents living on streets and roads affected by full canopy coverage. All attempts will continue to be made to remove leaf debris across the City of Port Phillip as quickly as possible.

Due to changing weather conditions, our leaf removal schedule changes weekly. Schedules and maps are updated each Monday on our [website](#).

E-cargo bike trial

Council is partnering with local company Lug+Carrie to provide families with access to a free four-week trial of an electric cargo bike (e-cargo bike) in Term 2 2023. The bikes can carry up to two children and allow families to make easy and enjoyable journeys to school, work, local shops and parks without using a car.

This program supports several actions in Council’s Integrated Transport Strategy, including working with school communities to support children’s active travel, and supporting the community to ride bikes.

Offering access to a subscription allows families to trial new travel choices while removing the upfront cost of purchasing a bike. Following the end of the free four-week trial, families will be able to continue their subscription with Lug+Carrie if they choose.

St Mary’s Primary School in St Kilda East, and Bubup Nairn Children’s Centre have been selected as project partners and 24 families at these organisations will be given the opportunity to join the trial, with community test ride events scheduled to take place in May.

Our new pop-up park in Dickens Street will play host to Bubup Nairn’s forthcoming event, where families will have the opportunity to take an electric cargo bike for a spin and test out the various bike configurations on offer.

An evaluation of the program will be undertaken to determine the success and outcomes.







Journey on a e-cargo bike

Snapshot: Sustainable Port Phillip indicators

The following are the results for the month of April 2023

Assessment  Favourable result  Unfavourable result  No change

Service / Measure	Monthly target	January 2023	February 2023	March 2023	April 2023	Assessment
Waste management						
Kerbside bin collection requests (per 1,000 kerbside bin collection households)	1 to 25 requests	57.62	16.4	38.2	30.8	
Kerbside collection bins missed (per 10,000 scheduled kerbside collection bin lifts)	1 to 5 bins	4.8	6.3	6.2	6.5*	
Kerbside collection waste diverted from landfill	20% to 60%	34%	39%	39%	39%	
Percentage of investment in fossil-free institutions	60% to 80%	75.40%	72.50%	75.5%	74.4%	

* Increase due to contractor resourcing issue, this is expected to continue for the coming months.

Vibrant Port Phillip

A City that has a flourishing economy, where our community and local businesses thrive, and we maintain and enhance our reputation as one of Melbourne's cultural and creative hubs.



Easter at South Melbourne Market

The Market was a buzz of activity, shopping and fun for all ages in the lead up to, and over the Easter long weekend. There was free live music, a visit from the Easter Bunny and the return of the popular Easter Egg Hunt on Easter Saturday for the kids.

Seafood, hot cross buns, chocolate, soft toys and grazing platters were the hot ticket items, as was lamb in the lead-up to Orthodox Easter the following weekend.



Easter entertainment at South Melbourne Market
(Photo credit: Lucia Ondrusova)

Film screening and director Q&A – The Lost City of Melbourne

The library service hosted a special screening of The Lost City of Melbourne which was attended by 40 people at Emerald Hill Library and Port Phillip Heritage Centre on Thursday 27th April. The Lost City featured at last year's Melbourne International Film Festival (MIFF) and afterwards enjoyed a successful run in independent cinemas throughout Melbourne. The film won the Australian Film Critics Association's award this year and was the highest grossing documentary film in Australia last year.

The film documents much of Melbourne's built history, with a focus on design from the grand era of Marvellous Melbourne and how it had fallen out of favour by the mid-twentieth century and led to the demolition of several of the city's iconic buildings. Another thread within the film looks at the heyday of cinemas especially throughout suburban Melbourne and how many, if not most of them, have similarly disappeared over the last half century or so. At the same time not all has been lost, as Melbourne is very fortunate to have retained many of its great buildings and theatres from yesteryear.

The film's director and producer Gus Berger introduced The Lost City, "the second non-cinema screening of the film" and answered questions from the audience. Most the feedback we received showed interest in more film screenings. As bookings were so popular and filled in a matter of a couple of days, we are looking at a second screening of the film later in the year.



The film's director and producer Gus Berger addressing the audience

Fun-filled holiday program at our library branches

The school-holiday program was a hoot! Eight-year-olds spent an exciting time using Lego robots to learn engineering and science concepts. There were lots of challenges, surprises and solutions in a hands-on workshop. Then! The Lego Grand Prix racetrack and Lego racing cars, raced against each other and the 35+ children learnt physics concepts to give them the winning edge. What a treat for all!

T-Rex made an appearance at Albert Park Library to the delight of 100+ children and their families in an interactive theatre show that provided many facts about dinosaurs that the kids just gobbled up. This was followed up with two craft workshops to make your own dinosaur and t-shirt!

Butterflies descended on St Kilda and Port Melbourne libraries to the utter joy of kinder kids and primary school children who all got up and close to these wondrous creatures.

Movie night at Emerald Hill library was a huge sell-out and the waft from the hot popcorn machine, added to the ambience with families and their children enjoying a movie, in a comfy space, with snacks and something for everyone!

Fish safe paints was a beautiful workshop where the children learnt to use natural products to paint sea creatures that struggle with commercial paints ending up in their environment. This theme was followed by two Botanical Illustration workshops, featuring the beauty and wonder of Australia natives.



Creative arts and robotics were a feature of our Autumn school holiday program

Urban Canvas Mural Festival

Six Melbourne inner-city councils are joining together to deter unsightly illegal graffiti by commissioning a series of vibrant street art murals on public spaces.

The participating councils, Bayside, Boroondara, Glen Eira, Kingston, Port Phillip and Stonnington, make up the Inner South Metro Mayors Forum (ISMMF).

The mural festival, launched on 17 April at a dedicated Festival Hub at 254 Carlisle Street, Balaclava. It includes an art exhibition, art workshops, a youth mentoring program and an art apprenticeship program for 10 emerging street artists who are helping deliver some of the murals.




Each mural will represent the theme of *Belong/Nugal* (a Woi Wurrung translation – pronounced '*Naar-Gaw*'). Community members are invited to gain a better understanding of street art culture by watching the artists at work in each local government area.

The *Urban Canvas Mural Festival* is a \$600,000 project funded by the Victorian Government's Community Support Fund, which aims to prevent graffiti vandalism through the installation of unique street art. The idea is that taggers are less likely to deface public spaces featuring street art.

Snapshot: Vibrant Port Phillip indicators

The following are the results for the month of April 2023

Assessment  Favourable result  Unfavourable result  No change

Service / Measure	Monthly target	January 2023	February 2023	March 2023	April 2023	Assessment
Libraries						
Visits to libraries	41,000 to 60,000	15,260	17,895*	36,477	28,064*	
South Melbourne Market						
Visits to South Melbourne market	>360,000	405,677	382,561	437,591	473,845	
Street cleaning						
Street cleaning audit compliance	>90%	93%	95%	96%	93%	

*Number of visits to libraries is low due to a broken front roller door at St Kilda Library since January 2023. This caused visitors to enter via other non-sensor equipped gates and partial statistics were provided by temporary door counter. A replacement part for the roller door is on order from overseas and there is a significant waiting period for a roller door repair tradesperson.

Well Governed Port Phillip

A city that is a leading local government authority, where our community and our organisation are in a better place as a result of our collective efforts



Sandridge Bay Trail safety upgrade

Community consultation on Sandridge Bay Trail safety upgrade has now closed.


Feedback was sought via Council's Have Your Say Page, which was also shared by the Bicycle Network on their website and via a feature story. A total of 34 survey responses were submitted.

Most respondents repeated issues already captured and were supportive of the project. A number of community members also took the time to describe their experiences and practical suggestions for consideration in the detailed design.

Some community members expressed their concerns with items adjoining the area (outside the project scope). These included:

- the installation of speed bumps to slow traffic from Todd Road onto the Boulevard
- the installation of a pedestrian crossing (with lights) to access Sandridge beach
- jet skis illegally using the swimming only/no boating zone
- Provide fencing along carpark (foreshore side).

These concerns will be passed on to the relevant departments. A community engagement report summarising the engagement feedback will be uploaded to Council's Have Your Say Page. The feedback and further safety audits will be used to inform the draft design.



Bay trail at Sandridge beach

Community activation grant

City of Port Phillip has been successful in receiving \$10,000 as part of the 2022-23 Change Our Game Community Activation Grants Program. These grants fund community-based initiatives that enable participation, build capability and celebrate the role of women and girls in sport and active recreation.

Council applied for the "Celebrate and Elevate" stream, which aims to celebrate women in sport. Council will use this funding to host an event for the community sport and recreation sector in City of Port Phillip in 2024 to coincide with the adoption of Council's new gender equitable access and use policy.

Change Our Game is an initiative of the Office for Women in Sport and Recreation and the Victorian Government.

Community consultation on new netball courts at Elder Smith Reserve

The first round of community consultation on the proposed four netball courts and pavilion at Elder Smith Reserve closed at the end of March. Two in-person engagement sessions were held, one at Port Melbourne Netball Club's current facility, RJ Julier Reserve and one at the proposed site, Elder Smith Reserve in Port Melbourne, in addition to the online Have Your Say survey.

The facility will be partially funded by a 2018 election commitment from the State Government of \$2 million, with the remainder being funded by council.

The feedback received during the first round of engagement is being reviewed and will help inform and assist in the final design of the area. The final design will go out for community consultation in August.

Elder Smith Reserve Netball Courts Conceptual Layout



Elder Smith Reserve Concept Design

Draft Budget and Council Plan

In April we released our draft Budget 2023/24 and Year Three of our Council Plan 2021-2025 for a four-week community consultation period.











The community consultation process encouraged feedback via an online survey on Council's Have Your Say webpage with the option of paper-based survey. We also conducted eight pop-up neighbourhood conversations around the municipality.

Community feedback on the draft Council Plan 2021-31 (Year Three) and Budget 2023/24 will be presented to Council on 7 June and the updated documents will be presented at a Special Meeting of Council to consider for adoption on 29 June.

Snapshot: Well-governed Port Phillip indicators

The following are the results for the month of April 2023

Assessment  Favourable result  Unfavourable result  No change

Service / Measure	Monthly target	January 2023	February 2023	March 2023	April 2023	Assessment
Customer experience						
Complaints resolved within agreed timeframes	>75%	83%	94%	91%	75%	
Proportion of community service requests resolved within agreed timeframes	>80%	78%*78%	65%	74%	76%*	
Governance, risk and policy						
Councillor requests resolved within agreed timeframe (cumulative)	>80%	92%	74%	76%	68%**	
Council decisions made at meetings closed to the public	0% to 30%	NA	6%	18%	0%***	
Councillor attendance at council meetings	80% to 100%	NA	100%	100%	93%	
Material legislative breaches	0	0	0	0	1****	
Proportion of occupational health and safety incidents reported within 24 hours.	>75%	83%	83%	83%	83%	
Finance and project management						
Proportion of capital projects on track	>80%	56%	57%	58%	71%*****	
Proportion of operating projects on track	>80%	69%	66%	70%	70%*****	
Variance from operating budget adjusted for Council approved expenditure	-1% to +3 %	1%	7%	17%	17%*****	

* This month was impacted in a few areas due to contractor resourcing constraints as well as an increase in service requests for our contracted services impacting ability to deliver to our service commitments.

** In April we saw performance drop off due to a number of staff absences due to holidays, which caused delays in responding in a timely manner. We expect to see an increase in performance in the next few months.

*** A total of 18 decisions were made at meetings held in April 2023, none of which were made in meetings that were closed to the public.

**** After a further Energy Save Victoria (ESV) audit conducted in January 2023, Council was notified on 4 April of our failure to comply with the Code of Practice for Electrical Line Clearance (the Code). Council is currently undertaking actions to achieve compliance with the Code.

***** Percentage on track has improved as issues are resolved and projects adjusted accordingly.

***** No change from last month. Operating projects continue to face issues around resourcing and external dependencies.

***** Operating surplus is tracking greater than budget due to lower expenditure than budget. Mostly caused by delays in delivering the portfolio. While outside the target range, a positive result is favourable as indicates a greater surplus.

Project portfolio

Overall status

The project portfolio is made up of programs and projects which achieve the initiatives set out in the Council Plan and Budget 2021-31.



On track 71%

Latest result has achieved target for measure. On track across all elements.

At risk 17%

Latest result experienced a minor miss in relation to target for measure. One or more elements at risk.

Off track 11%

There is a significant variation from targeted result for measure. Off track for one or more elements.

No report 1%

Status update was not available at the time this report was generated.

Portfolio status trend

	12-month Average	Jan 2022	Feb 2023	Mar 2023	Apr 2023
On track	65%	59%	63%	66%	71%
At risk	19%	29%	24%	19%	17%
Off track	13%	11%	12%	12%	11%
No report	3%	7%	1%	1%	3%

Portfolio financial performance

	Number of projects	Annual budget (\$ million)	Annual forecast (\$ million)	YTD forecast (\$ million)	YTD actuals (\$ million)	YTD variance (\$ million)
Capital	158	53.6	29.7	24.3	20.2	4.1
Operating	57	17.6	11.5	9.0	7.5	1.5
Total	215	71.2	41.2	33.3	27.7	5.6

Portfolio changes

In Our Backyard	Supply Chain constraints for the Wellington Street Common Ground project have delayed construction. This has resulted in a deferral of Councils contribution of \$1m from 2022/23 to 2023/24.
Waste Transformation Program 2022-24	Council is proceeding with a staged rollout of FOGO for multi-unit dwellings. Purchasing of the remaining FOGO caddies and liners and other associated costs will occur in 23/24. This has resulted in a \$998k deferral.
West Beach Boardwalk Accessibility	Unexpected delays in obtaining the preferred materials for the boardwalk has resulted in a \$695k deferral from 2022/23 to 2023/24.
Workplace Renewal and Upgrade Program	Resourcing issues and an organisational decision to stage construction of this project across 2 years has resulted in a deferral of \$195K to 2023/24.
Clever Port Phillip Program	This program delivers technology initiatives to enhance our services. Several projects within the program experienced resourcing constraints and changes to scope during the initiation phase, resulting in a deferral of \$536K to 2023/24.
St Kilda Promenade Safety Upgrade	Delays in confirming the inclusion of the sea wall in the scope and resourcing issues has resulted in project delays and a deferral of \$142k.
Alma Park Playspace Upgrade	Additional time was required to review the tender submissions resulting in a deferral of \$130k.

Portfolio changes (continued)

Ludwig Stamer Reserve Play Space Upgrade	Supply chain issues for play equipment has resulted in a construction delay and a deferral of \$130k.
Carlisle St Carparks Strategy Execution	Project has been placed on hold until July 2023. The complexity of this project was not understood initially and the change in approach has resulted in a deferral of \$130k.
Hewison Reserve Upgrade	Resourcing challenges have resulted in a 2-month delay and \$100k deferral.
Danks Street Biolink	Delays in confirming funding from Department of Transport and Planning has resulted in a deferral of \$100k from 2022/23 to 2023/24. Once funding is confirmed the project will commence.
Park Lighting Renewal and Upgrades	Unavailability of resources to develop and deliver this program has resulted in a deferral of \$175k.
South Melbourne Market Amenities Upgrades & Regrading	Due to a significant number of interdependent projects at the market there is additional work that is required to clarify the direction and location of these future works before finalising the location of the new amenities. The delays resulted in a deferral of \$151k to 2023/24.
Activation of Public Space	Several projects in the program have been delayed resulting in a \$269k deferral. The issues included external dependencies, resourcing constraints and extended scope definition.
Lighting Upgrades & De-gasification	The degasification works have been delayed due to the timing of obtaining Marine and Coastal Consent on one of the projects. The works will commence this financial year but continue in to 2023/24 resulting in a deferral of \$127k.
Albert Park Library HVAC installation	The project has been delayed due to a longer than planned tender evaluation process to ensure the project continues to provide value for money. Construction will now commence in July resulting in a deferral of \$185k.
Alma Park Amenities Pavilion	A deferral of \$247k to 2023/24 is required based on the schedule provided by the contractor delivering the works. The completion date of November 2023 has not been changed.
Greening Port Phillip	The civil panel contractors have no availability to deliver the new in-road tress plots at Bank Street, South Melbourne. Construction and planting will commence later this year when the contractors have availability. \$144k has been deferred to 2023/24.

Financial update

As at 30 April 2023 the full year forecast for the 2022/23 cumulative cash surplus of \$8.37 million is an improvement of \$0.44 million on prior month and is favourable compared to budget of \$1.55 million by \$6.8 million.

The full year forecast surplus improvement compared to budget is predominantly due to improving parking income of \$2.0 million particularly improved utilisation at South Melbourne Market and foreshore precincts, an increase \$0.9m parking infringement income, \$0.6 million supplementary rates and increasing interest income of \$3.8 million as a result of higher than anticipated cash available for investment, higher investment returns, and an increase in longer term floating notes which attract higher yields.

This has been partially offset by a noticeable decrease in utilisation at our Childcare Centres, coupled with sector wide staff shortages resulting in a net loss of \$0.8 million. The reduction in childcare fees income is partially offset by reduced costs.

The organisation is facing a higher than the historical average staff vacancy rate, which is placing pressure on existing staff to respond to increased service volumes and backlogs to meet service levels and project delivery. Some roles are hard to recruit. Employee costs underspends have been used to offset the net additional enterprise employee costs (including vacancies) required based on the new enterprise agreement.

Key forecast changes made this month include

- \$0.60 million new property developments finalised this month have resulted in additional supplementary rates.
- \$0.10 million additional event income generated as unbudgeted events were scheduled in the past month additional to the annual events program.

- (\$0.15 million) lower paid parking income received in April due continuing works on St Kilda bike lanes (almost completed).

There were also \$3.27m of project deferrals to 2023/24 and future years – including In Our Backyard, Waste Transformation Program, West Beach Boardwalk Accessibility, Activation of Public Space, Alma Park Amenities Pavilion, Workplace Renewal and Upgrade and other minor deferrals. Details on major deferrals is included in the Portfolio Changes section of this report.

VAGO Indicator: At this stage of the financial year, there is no change to the overall financial sustainability low risk rating as budgeted. That said, Council is mindful of the rapidly changing operating environment due to current economic uncertainty, high uncertainty and challenges in capital program delivery.

Summarised Income Statement Converted to Cash










	Year to Date			Full Year			Note
	Actual	Forecast	Variance	Forecast	Budget	Variance	
	\$,000			\$,000			
Total income	202,186	202,261	(75)	252,483	244,196	8,287	1
Total expenses	(169,487)	(174,209)	4,722	(236,556)	(247,575)	11,020	2
Operating surplus/ (deficit)	32,699	28,052	4,647	15,927	(3,380)	19,307	
Capital expenditure	(17,995)	(20,648)	2,653	(27,876)	(48,425)	20,549	3
Non-cash operating items	17,513	18,546	(1,033)	28,813	29,809	(996)	
Financing items	(638)	(615)	(24)	(738)	(738)	0	
Net reserves movement	0	0	0	(12,993)	19,008	(32,001)	4
Current year cash surplus/(deficit)	31,579	25,336	6,243	3,134	(3,726)	6,860	
Opening cash surplus balance	5,236	5,236	0	5,236	5,274	(38)	
Accumulated cash surplus	36,815	30,572	6,243	8,370	1,549	6,821	

Refer to explanatory notes on forecast adjustments.

Notes to the Income Statement











Note 1. Operating income forecast adjustments

Trend measures  Financial improvement  Neutral impact  Unfavourable financial change

Variance (\$,000)	Operating income forecast explanatory notes	Trend
3,313	Increasing interest income due to favourable cash holdings and increasing investment yields from Reserve Bank increases to the cash rate.	
2,100	Improvement in paid parking income: <ul style="list-style-type: none"> ▪ \$2.0m Favourable weather conditions improving utilisation in foreshore and tourist areas with significant increase in utilisation of Paid Parking over the summer months. ▪ \$0.15m South Melbourne Market Rooftop paid parking utilisation has increased above budget expectations ▪ \$(0.15m) Paid parking income has been reduced as initial forecast has not come to fruition. This reduction has been offset by additional income in Events user fees and e-scooter trial extension. ▪ \$0.1m Temporary parking permits utilisation higher than forecast 	
1,100	Increase in parking infringement income due to full complement of parking enforcement officers and increased non-compliant activities in the foreshore/tourist area. Noting that there has been a small increase in operating expenditure as we lodge a greater volume of parking infringements with Fines Victoria.	
600	Increasing number of residential properties within the municipality resulting in net increase in supplementary rates.	
200	Increased income for supplying, planting and maintaining trees to external customers	
220	<ul style="list-style-type: none"> ▪ Additional revenue generated through fees for externally managed events held within the municipality. These additional events are one-off and were scheduled as part of the annual events program. 	
100	<ul style="list-style-type: none"> ▪ Increase in footpath trading permits, an additional 88 new permits issued in the last two months. 	
2,349	Forecast partial advanced payment for Victorian Local Government Financial Assistance Grants (ringfenced in reserves for 2023/24)	
2,100	Additional operating grants from State Government (offset by additional expenditure): <ul style="list-style-type: none"> ▪ \$0.8m Graffiti mitigation and urban canvas program ▪ \$0.7m St Kilda Festival as part of the Creative Victoria initiative ▪ \$0.3m Coordination of food relief activities ▪ \$0.3m Metro Tunnel 2 for 1 Tree Planting \$0.1m Long Day Care and Family Support	

Note 1. Operating income forecast adjustments (continued)

Trend measures  Financial improvement  Neutral impact  Unfavourable financial change

Variance (\$,000)	Operating income forecast explanatory notes	Trend
400	Additional Capital Grants received (offset by additional expenditure) <ul style="list-style-type: none"> \$0.2m Ludwig Stamer Reserve Play Space Upgrade \$0.1m Childcare Centre Improvement Program \$0.1m Danks Street Biolink 	
190	Childcare centres levy increases due to increased utilisation in community-managed centres (infrastructure maintenance levy ringfenced in reserves).	
109	Finalisation of turnover rent for previous St Kilda Marina tenant for 2021/22.	
146	E-scooter trial program has been extended (income to cover cost of program)	
92	Higher operating grant income for Project Portfolio adjusted based on year end performance obligations for Department of Transport Temporary Bike Lane projects and Fishermans Bend Project	
(218)	Reduced South Melbourne Market Direct E-Commerce full year income as the program ceased operations in 2022. Reduction to income offsets matching program expenditure.	
(318)	Adjustment to timing of insurance contribution to works on Alma Park Amenities Pavilion based on deferral of works. Contribution will be paid on project completion.	
(3,900)	Portfolio Capital Grants changes due to timing of projects between financial years (offset by reserves) – predominately due to project delays: <ul style="list-style-type: none"> (\$1.5m) EcoCentre Redevelopment (\$0.6m) Moubray Street Community Park (\$0.8m) Park Street Bike Link (\$0.3m) Palais Theatre and Luna Park Precinct (\$0.2m) Elder Smith Netball Courts and Pavilion (\$0.2m) Blackspot Inkerman Street Westbury, Balaclava (\$0.3m) Palais Theatre and Luna Park Precinct (\$0.2m) West Beach Boardwalk Accessibility (\$0.2m) Laneway Construction Wellington Street \$0.2m Chapel Street Safety Improvements \$0.2m South Melbourne Market - The Courtyard 	
(100)	Sales volume of fleet vehicles is not as high as expected, delays in receiving new fleet vehicles have delayed the sales of existing vehicles	
(1,682)	Reduction in Childcare Centre User Fees due to low utilisation (partially offset by lower employee costs)	

Note 2. Operating expenditure forecast adjustments

Trend measures



Financial improvement



Neutral impact












Unfavourable financial change

Variance (\$,000)	Operating income forecast explanatory notes	Trend
1,120	Lower employee costs and savings due to enterprise vacancy. Staff retention and recruitment remains a challenge as was the case in the 2021/22.	
250	<ul style="list-style-type: none"> Savings in operating projects due to updated project information, works completed in-house and lower consultancy quotes than anticipated including Local Laws Review and Heritage Program Implementation 	
190	Efficiency savings achieved from competitive valuation services tender and additional ongoing savings from improved merchant fees through banking tender.	
4,740	Operating project deferrals to 2023/24 and future years including: <ul style="list-style-type: none"> \$1.0m In Our Backyard \$0.9m St Kilda Marina \$0.87m Energy Efficient Street lighting upgrade \$0.69m Electrical Line Clearance \$0.4m Fishermans Bend Program \$0.1m Dogs Off-leash guidelines \$0.2m Parking Policy E-Permit Implementation \$0.58m various minor deferrals 	
3,002	Reduction in current year capital write off expenditure (non-capital spend) due to capital program deferrals to 2023/24 and future years (portfolio delivery delays).	
1,000	Reduction in depreciation due to lower capital delivery than initial budget portfolio.	
506	Commonwealth Home Support Programme underspends due to staff vacancies. Staff recruitment and retention is a challenge in the sector. There is a risk Council will have to repay the grant funding, therefore unearned portion of grant has been ringfenced in tied reserves.	
800	Reduced direct waste services expense including \$290k from lower kerbside garbage and recycling processing/disposal volume; \$410k from FOGO roll out delay and low tonnage per bin, \$100k from low mattress and hard waste collection demand. These are costs funded from the waste charge. Savings are ringfenced in the waste reserve which will be used to offset next year's waste charge.	
877	Reduction in Childcare employee costs due to lower utilisation (offset by reduced income)	
340	Reduction in employee leave provisions (annual and long service leave) due to higher-than-expected turnover of staff and therefore reducing estimated provisions balance at year end.	
218	Reduced South Melbourne Market Direct E-Commerce full year expenses as the program ceased operations in 2022. Reduction to expenses offset full year income forecast reduction.	
(149)	Additional consultancies spend due to staff recruitment and retention issues consultants engaged to complete necessary works	
(217)	Southside Live Event completed July 2022 as expected and the Victorian Government funding was received and ringfenced in reserve in 2021/22 to offset this timing of expenditure.	


Note 2. Operating expenditure forecast adjustments (continued)

Trend measures  Financial improvement  Neutral impact  Unfavourable financial change

Variance (\$,000)	Operating income forecast explanatory notes	Trend
(308)	Additional one off increased spend on municipal weeding to maintain community amenity.	
(378)	St Kilda triangle feasibility studies to assess the viability of a live music led development and inform Council decision making about investment (funded from reserves)	
(2,200)	Additional grant funded expenditure for <ul style="list-style-type: none"> ▪ \$0.8m Graffiti mitigation and urban canvas program ▪ \$0.6m St Kilda Festival as part of the Creative Victoria initiative ▪ \$0.3m Coordination of food relief activities ▪ \$0.3m Metro Tunnel 2 for 1 Tree Planting ▪ \$0.1m Long Day Care and Family Support ▪ \$0.1m IT Systems Uplift 	
(1,534)	Operating project deferrals identified post 2022/23 budget adoption. Key deferrals include \$0.55m Department of Transport Pop Up Bike Lanes, \$0.35m COVID Safe Outdoor Activation Fund, \$0.2m Customer Experience Program, \$0.15m Electrical Line Clearance and \$0.13m Carlisle St Carparks Strategy Execution.	
(250)	Higher operational cost for parking infringements, as we lodge more PINS with Fines Victoria.	
(200)	Increase in Council paid parental leave to be taken in 2022/23	
(140)	Afternoon litter bin service provided by external supplier (previously provided by internal employees through overtime) not sufficiently budgeted for	
(142)	Agency backfilling vacancy roles at higher costs for contracts and tendering service	
(1,000)	Net additional enterprise employee costs required based on in new enterprise agreement.	















Note 3. Capital expenditure forecast adjustments

Trend measures  Financial improvement  Neutral impact  Unfavourable financial change

Variance (\$,000)	Operating income forecast explanatory notes	Trend
20,549	<ul style="list-style-type: none"> ▪ \$26.83m capital expenditure deferrals to 2023/24 and future years ▪ (\$3.3m) Capital expenditure increase due to 2021/22 deferrals post budget adoption. ▪ (\$1.6m) other minor movements including additional projects, cost escalations and savings ▪ (\$1.4m) Land purchase for Pakington Street Reserve <p><i>See capital works statement for full breakdown</i></p>	

Note 4. Reserve forecast adjustments

Trend measures  Financial improvement  Neutral impact  Unfavourable financial change


Variance (\$,000)	Operating income forecast explanatory notes	Trend
200	Council fully repaid the \$7.5 million loan from 2021/22 cash surplus. Budgeted internal borrowing repayment plan at \$0.2 million per annum over 10-year is no longer required.	
114	Greater net drawdown on Open Space Reserves predominately due to additional drawdown of \$1.4m for the expansion of Pakington Street Reserve. This has been offset by project deferrals to 2023/24 predominately in Parks, Open space and Streetscapes (see capital works statement).	
(15,093)	Net increase in Project Deferrals Reserve due to \$3.2m deferrals post 2022/23 budget adoption (\$1.5m Operating Projects – see Note 1 and \$1.7m Capital Projects – See Capital Works Statement), (\$18.3m) project deferrals to 2023/24 (\$4.76m Operating Projects – see Note 1 and \$13.54m Capital Projects – See Capital Works Statement)	
(3,224)	Net increase to the Asset Renewal Fund predominately one-off portfolio savings achieved through successful tenders across various renewal projects including various laneway, footpaths, kerb & gutter renewals and constructions (see capital works Statement). A number of projects funded by the Asset Renewal Fund have also been deferral to 2023/24 including works at Palais Theatre and Luna Park Precinct, South Melbourne Market Cecil Street Essential Services, Skinners Adventure Playground and Albert Park Library HVAC installation	
(1,144)	Net Increase to the Palais Theatre Reserve due to partial deferrals to 2023/24 including Palais Theatre Concrete Spalling and Palais Theatre Tunnels Rectification	
(4,890)	Net increase to Tied Grants due to: <ul style="list-style-type: none"> ▪ \$0.75m for funding received in prior years to align with delivery of services in 2022/23 (e.g., Southside Live, Innovation Grants, Sleep and Settling Grant) ▪ (\$1.9m) to align timing of project delivery to grant funding performance obligations (e.g., Eco Centre Redevelopment) ▪ (\$1.4m) Commonwealth Home Support Programme Grant Funding unearned in 2021/22 and 2022/23 due to lower delivery than funded targets. ▪ (\$2.3m) Forecast partial advanced payment for Victorian Local Government Financial Assistance Grants (ringfenced in reserves for 2023/24) 	
(2,000)	In Our Back Yard Reserve increase due to partial deferrals to 2023/24 of In Our Back Yard Project	
(900)	St Kilda Marina contamination works partial deferral to 2022/24 due construction delays	
(870)	Energy Efficient Street Lighting Upgrade partial deferral to 2023/24 delaying drawdown on internal borrowings	
(363)	Additional repayment to the Smart Technology Fund, allocating underspends within the Clever Port Phillip Program	
(353)	Childcare Centre Infrastructure Reserve increasing due to a \$0.1m improvement in infrastructure maintenance levy income through improved utilisation in Community Managed Centres which is offset by timing of delivery of Children's Centre Projects including Childcare Centre Fence Compliance and Children's Centres Improvement Program.	
(431)	Sustainable Transport Reserve increase due to partial deferrals to 2023/24 of Park Street Bike Link	
(710)	Gasworks Park Reserve increase due to partial deferrals to 2023/24 of Gasworks Arts Park Reinstatement	
(819)	Net increase to Waste Charge Reserve due to underspends in direct waste costs (funded from waste charge) ringfenced in reserve which will be used to offset next year's waste charge. This is partially offset by greater waste charge rebates issued than budget. Specifically, a greater number of private collection rebates than initial estimated. The shortfall has been offset against the waste charge reserve.	


Capital Works Statement

Property	Year to date		YTD Variance		Full Year		Variance		Notes
	Actual (\$'000)	Forecast (\$'000)	Actual to Forecast (\$'000)	%	Forecast (\$'000)	Budget (\$'000)	Forecast to Budget (\$'000)	%	
Buildings	5,865	6,612	747	11%	9,027	18,729	9,702	52%	1
Total Property	5,865	6,612	747	11%	9,027	18,729	9,702	52%	
Plant and Equipment									
Plant, machinery and equipment	2,229	3,215	986	31%	3,975	3,825	(150)	(4%)	2
Fixtures, fittings and furniture	467	461	(6)	(1%)	517	846	328	39%	3
Computers and telecommunications	237	170	(67)	(40%)	620	970	350	36%	4
Library books	813	838	24	3%	949	952	3	0%	
Total Plant and Equipment	3,747	4,683	936	20%	6,061	6,593	532	8%	
Infrastructure									
Roads	1,512	1,391	(120)	(9%)	1,870	3,047	1,177	39%	5
Bridges	52	59	7	12%	64	255	191	75%	6
Footpaths and cycleways	1,173	1,424	251	18%	2,283	3,978	1,694	43%	7
Drainage	638	1,182	544	46%	1,550	2,261	711	31%	8
Parks, open space and streetscape	5,008	5,297	289	5%	7,020	13,563	6,543	48%	9
Total Plant and Equipment	8,383	9,353	970	10%	12,788	23,104	10,316	45%	
Total Capital Works Expenditure	17,995	20,648	2,653	13%	27,876	48,425	20,549	42%	
Capital Expenditure Type									
New asset expenditure	2,428	2,799	371	13%	3,114	5,194	2,080	40%	
Asset renewal expenditure	7,256	8,450	1,194	14%	12,510	19,200	6,690	35%	
Asset upgrade expenditure	6,202	6,871	669	10%	9,513	20,657	11,144	54%	
Asset expansion expenditure	2,109	2,528	419	17%	2,739	3,374	635	19%	
Total Capital Works Expenditure	17,995	20,648	2,653	13%	27,876	48,425	20,549	42%	

Capital expenditure explanatory notes






We are experiencing challenges in delivering of our extensive 2022/23 project portfolio. We are currently tracking at 71% of projects on track. While the vast majority of these projects will still be completed; they will take longer (resulting in deferrals) and, in some cases, cost more than planned. Much of this is due to external factors such as limited availability of project managers, supply chain issues from pandemic and global conflict, and external approval processes.

Trend measures  Financial improvement  Neutral impact  Unfavourable financial change

Note	Variance (\$,000)	Explanatory notes	Trend
1	9,702	<p>Buildings</p> <p><u>(\$2.12m) Deferrals post 2022/23 budget adoption:</u></p> <ul style="list-style-type: none"> ▪ \$0.3m Childcare Centre Fence Compliance ▪ \$0.25m Bubup Nairm Cladding Rectification Works ▪ \$0.2m Shakespeare Grove Public Toilet ▪ \$0.2m South Melbourne Market – The Courtyard ▪ \$0.2m Waterfront Place Public Toilet ▪ \$0.15m Energy Efficiency & Solar Program ▪ \$0.12m EcoCentre Redevelopment ▪ \$0.1m Operations Centre Fire Escape Upgrades ▪ \$0.1m South Melbourne Central Stairs <p><u>\$12.5m Deferrals to 2023/24 and future years including:</u></p> <ul style="list-style-type: none"> ▪ \$3.22m EcoCentre Redevelopment ▪ \$2.28m South Melbourne Town Hall Renewal Upgrade ▪ \$0.86m Access Control Renewal Council Buildings ▪ \$0.84m Palais Theatre Tunnels Rectification ▪ \$0.79 Elder Smith Netball Courts and Pavilion ▪ \$0.84m SMM Amenities Upgrades & Regrading ▪ \$0.57m Palais Theatre Concrete Spalling ▪ \$0.42m Building CCTV Project ▪ \$0.36m South Melbourne Market Cecil Street Essential services ▪ \$0.24m Albert Park Library HVAC Installation ▪ \$0.24m Fitzroy Street Public Toilet ▪ \$0.22m Edwards Park Public Amenities ▪ \$0.33m South Melbourne Market York St Stair and Lift ▪ \$0.19m Albert Park Library HVAC Installation ▪ \$0.14m Building Safety Corrective Action Responses ▪ \$1.55m various minor deferrals <p><u>(\$1.61m) Additional expenditure:</u></p> <ul style="list-style-type: none"> ▪ (\$0.33m) HVAC, Air and Energy Improvement Program ▪ (\$0.3m) Building Assets Renewals ▪ (\$0.25m) South Melbourne Town Hall Renewal contract variations ▪ (\$0.43m) Childcare Centre Fence Compliance 	

Capital expenditure explanatory notes (continued)

Trend measures  Financial improvement  Neutral impact  Unfavourable financial change

Note	Variance (\$,000)	Explanatory notes	Trend
		Buildings (continued) <u>\$0.34m Savings:</u> <ul style="list-style-type: none"> ▪ \$0.1m Flooring Renewal Program ▪ \$0.1m St Kilda Town Hall Heritage Fire Sprinkler Upgrade ▪ \$0.11m Shakespeare Grove Public Toilet ▪ \$0.11m Shakespeare Grove Public Toilet 	
2	(150)	Plant, Machinery and Equipment <ul style="list-style-type: none"> ▪ (\$0.23m) Deferrals post 2022/23 budget adoption for Fleet Renewal Program ▪ \$0.08m Savings for Mobile CCTV Trailer – lower purchase price 	
3	328	Fixtures, Fittings and Furniture <ul style="list-style-type: none"> ▪ (\$0.30m) Deferrals post 2022/23 budget adoption predominantly for the St Kilda Town Hall Staff Accommodation Program ▪ \$0.63m Deferrals to 2023/24 and future years for St Kilda Town Hall Staff Accommodation 	
4	350	Computers & Telecommunications <ul style="list-style-type: none"> ▪ \$0.35m transfer to Operating Portfolio to part fund Data Centre Modernisation Project (From Core IT Renew & Upgrade Program) 	
5	1177	Roads <u>\$0.82m Deferrals to 2023/24 and future years including:</u> <ul style="list-style-type: none"> ▪ \$0.05m for Kerb & Gutter Construction – Dunstan Pde ▪ \$0.3m Road Construction – Park Street ▪ \$0.17m Blackspot Inkerman St Westbury ▪ \$0.24m Pier Road and Bay Trail Safety ▪ \$0.06m various minor savings <u>\$0.54m Savings:</u> <ul style="list-style-type: none"> ▪ \$0.20m Alma Rd- Lansdown Rd Safety Improvement lower tender price ▪ \$0.16m Kerb & Gutter Construction – Wilton Gr lower tender price ▪ \$0.18m various minor savings ▪ (\$0.17m) Additional Expenditure for Heavy Patching 22-23 scope change 	
6	191	Bridges <ul style="list-style-type: none"> ▪ (\$0.02m) Deferrals post 2022/23 budget adoption for Broadway Bridge Works ▪ \$0.21m Savings for Broadway Bridge Works 	

Capital expenditure explanatory notes (continued)

Trend measures


Financial improvement



Neutral impact



Unfavourable financial change

Note	Variance (\$,000)	Explanatory notes	Trend
7	1694	<p>Footpaths and Cycleways</p> <p><u>(\$0.06m) Deferrals post 2022/23 budget adoption including:</u></p> <ul style="list-style-type: none"> ▪ \$0.02m West Beach Boardwalk Accessibility ▪ \$0.04m St Kilda Junction Safety Upgrade <p><u>\$1.99m Deferrals to 2023/24 and future years including:</u></p> <ul style="list-style-type: none"> ▪ \$1.26m Park Street Bike Link ▪ \$0.07m Inkerman Safety Travel Corridor ▪ \$0.03m Footpaths and Cycleways ▪ \$0.63m West Beach Boardwalk Accessibility <p><u>\$0.24m Savings:</u></p> <ul style="list-style-type: none"> ▪ \$0.12m Footpath Renewals 22-23 ▪ \$0.12m other minor savings <p><u>(\$0.47m) additional expenditure:</u></p> <ul style="list-style-type: none"> ▪ (\$0.05m) Liardet street Pedestrian (Transport reserve funded) ▪ (\$0.22m) West Beach Boardwalk Accessibility ▪ (\$0.2m) Footpath Renewals 22-23 	-
8	711	<p>Drainage</p> <p><u>(\$0.07m) Deferrals post 2022/23 budget adoption including:</u></p> <ul style="list-style-type: none"> ▪ \$0.02m James Services Place WSUD Swales and ▪ \$0.05m various minor deferrals. <p><u>\$0.23m Deferrals to 2023/24 and future years including:</u></p> <ul style="list-style-type: none"> ▪ \$0.13m Stormwater harvesting Design ▪ \$0.1m Water Sensitive Urban Design Program <p><u>\$0.48m Project Savings achieved:</u></p> <ul style="list-style-type: none"> ▪ \$0.36m Stormwater Capital Works ▪ \$0.12m Various minor savings 	-

Capital expenditure explanatory notes (continued)

Trend measures



Financial improvement



Neutral impact



Unfavourable financial change

Note	Variance (\$,000)	Explanatory notes	Trend
9	6,543	<p>Parks, Open Space and Street Scapes</p> <p><u>(\$0.5m) Deferrals post 2022/23 budget adoption including:</u></p> <ul style="list-style-type: none"> ▪ (\$0.2m) New Dog Park Moran Reserve ▪ (\$0.1m) Alma Park Amenities Pavilion ▪ (\$0.2m) various minor project deferrals <p><u>\$8.74m Deferrals to 2023/24 and future years including:</u></p> <ul style="list-style-type: none"> ▪ \$1.55m Palais Theatre and Luna Park Precinct ▪ \$1.08m Moubray St Community Park ▪ \$0.67m Elwood Foreshore ▪ \$0.65m Gasworks Arts Park Reinstatement ▪ \$0.46m Public Space Lighting – Elwood Foreshore ▪ \$0.4m Catani Gardens Irrigation Upgrade ▪ \$0.67m Alma Park Amenities pavilion ▪ \$0.37m Acland Street Plaza Planting and HVM ▪ \$0.47m Alma Park Playspace Upgrade ▪ \$0.3m St Kilda Junction underpass Safety Upgrade ▪ \$0.25m Public Space Lighting – Bay Trail ▪ \$0.26m Skinners Adventure Playground ▪ \$0.28m Hewison Reserve upgrade ▪ \$0.17m St Kilda Adventure Playground Upgrade ▪ \$0.28m Ludwig Stamer Reserve Paly Space ▪ \$0.1m St Kilda Pier Landside Works Upgrade ▪ \$0.14m St Kilda Promenade Safety Upgrade ▪ \$0.1m Danks Street Biolink ▪ \$0.54m various minor deferrals <p><u>\$0.49m Savings:</u></p> <ul style="list-style-type: none"> ▪ \$0.1m Park Lighting Renewal and upgrades ▪ \$0.13m Recreation Renewals and Upgrades ▪ \$0.18m Sandridge Foreshore BBQ & Amenity ▪ \$0.05m Little Page Reserve Playground Renewal <p><u>(\$0.79m) additional expenditure:</u></p> <ul style="list-style-type: none"> ▪ (\$0.34m) Public Space Minor Capital Works ▪ (\$0.15m) Gasworks Arts Park Reinstatement ▪ (\$0.13m) Public Space lighting – Elwood ▪ (\$0.1m) Danks Street Biolink (Grant funded) ▪ (\$1.4m) Land purchase for Pakington Street Reserve (reserve funded) 	-



City of Port Phillip

99a Carlisle Street, St Kilda, VIC 3182

📞 ASSIST 03 9209 6777

🌐 portphillip.vic.gov.au



Receive the latest news from your City and Council

🌐 portphillip.vic.gov.au/divercity

Language assistance

廣東話 9679 9810 Ελληνικά 9679 9811 Polska 9679 9812

普通話 9679 9858 Русский 9679 9813 Other 9679 9814



If you are deaf or have a hearing or speech impairment, you can phone us through the National Relay Service (NRS):

- TTY users, dial **133677**, then ask for **03 9209 6777**
- Voice Relay users, phone **1300 555 727**, then ask for **03 9209 6777**

🌐 relayservice.gov.au