



# CEO Report

# May 2023

Volume 97

## What's inside

- **Celebrating our LGBTIQ+ community**
- **Pop up bike lanes update**
- **Mayor's roundtable: urban forest strategy**
- **EcoCentre construction launch**

Council respectfully acknowledges the Traditional Owners of this land, the people of the Kulin Nations. We pay our respect to their Elders, past and present. We acknowledge and uphold their continuing relationship to this land.

# Message from the CEO

Welcome to the CEO Report for May which includes an update on the key priorities areas the Council has set for me.

## Delivering the Council Plan

As the financial year draws to a close, officers have continued to focus on delivery of services and projects in the Council Plan and Budget 2022/23 while finalising the Budget and priorities for 2023/24 following consultation with the community.

We continued the roll out of our Waste Transformation Program, including expansion of communal hubs to 11 sites for FOGO and Glass and an additional 10 sites for Glass only. We also commenced procurement of early stage works for the South Melbourne Town Hall redevelopment and advanced discussions with the Australian National Academy of Music following approval of their long-term lease and redevelopment proposal.

From a service delivery perspective, we have experienced delays with kerbside bin collections associated with a sector wide driver shortage. Despite an increase in service requests and complaints associated with this, I'm pleased we were able to achieve target for both these measures in May.

## Good Governance and Advocacy

I have continued working closely with the Mayor to advocate Council's priorities to the Victorian and Australian Government and other partners. One of our top priorities is progression of precinct implementation planning, funding and financing, transport, and land for public space and community sport and recreation provision in Fishermans Bend. This will be a particular focus in the coming months.

This month we held the launch of the construction phase of our new EcoCentre. The project is jointly funded by the City of Port Phillip and the Victorian

Government and the Minister for Environment, Ingrid Stitt MLC, Nina Taylor, MP for Albert Park, Mayor Cr. Heather Cunsolo, EcoCentre President, Board members, staff and volunteers were all in attendance to celebrate this important milestone.

We have also recently been successful in receiving a Digital Planning Grant from the Victorian Government. The grant will fund a project to improve the customer experience for our residents, the industry and real-estate agents to verify planning permits in progress via a publicly accessible, user-friendly model, which provides a 3D snapshot of the neighbourhood.

## Communicating and engaging with our community

During May, Council staff and Councillors visited eight different neighbourhoods around Port Phillip for our Pop-up Conversations series. These events were created to seek community feedback on projects and listen to any issues or concerns our

# Message from the CEO

community might have. May's conversations were heavily focused on the Council Plan and Budget and our new Accessibility Action Plan. Locations such as busy shopping strips and farmers' markets were chosen for high rates of foot traffic and ability to reach community members that might not otherwise engage in Council's decision-making processes.

As the winter chill sets in, we are also using a new innovative tourism campaign to encourage our community and visitors to enjoy all that Port Phillip has to offer during the colder months. The winter campaign helps to promote local traders and encourage shopping, dining, and playing local.

The month we also hosted a Mayor's Round Table to help shape the strategic principles of the Urban Forest Strategy. Participants were invited to share their aspirations for what a 'green' Port Phillip would be like in 2040, and the challenges that need to be overcome to achieve this. This is another great example of different and dynamic

ways we can engage our community to have their say on our work.

## Demonstrating value for money

In May the full year forecast for the 2022/23 cumulative cash surplus of \$8.37 million is consistent with March and is favourable compared to budget of \$1.55 million by \$6.8 million. This is largely driven by interest income from higher investment returns as a no debt Council and improved parking income.

We have continued our focus on efficiency and it's also great to note that we made a saving of \$196,000 on our Local Law Review as the work was delivered internally utilising the expertise of staff. These efforts help us to remain within the rates cap despite significant above rates cap increases in our cost base associated with inflation and cost shifting from other layers of Government.

## People and Culture

We are committed to fostering a workplace that is respectful, safe, and inclusive for all staff. In support of this, last year we implemented our Gender Equality Action Plan (GEAP). We have since made solid progress with delivering the GEAP and are continuing to track our progress on our commitments through the People Matter Survey issued to all staff in May.

A healthy and safe workforce is a priority at City of Port Phillip, and this month we took the opportunity to engage with staff on what they would like to see as a part of a Staff Wellbeing Program. We've had some great feedback so far which will be incorporated into the final design.



**Chris Carroll**

CEO, City of Port Phillip

# Inclusive Port Phillip

A City that is a place for all members of our community, where people feel supported and comfortable being themselves and expressing their identities.



## Celebrating our LGBTIQIA+ community

### IDAHOBIT at South Melbourne Market

South Melbourne Market went rainbow on Saturday 20 May to celebrate equality!

The City of Port Phillip Youth Services and South Melbourne Market teams collaborated to present an event for IDAHOBIT (International Day Against Homophobia, Biphobia and Transphobia).

The event was hosted by the City of Port Phillip FReeZA youth committee and saw market-goers treated to free musical performances by young LGBTIQIA+ artists, Ed Moon and Tamara & The Dreams.

Customers were also able to get involved and make their own pronoun badge.

### IDAHOBIT at St Kilda Library

St Kilda library celebrated IDAHOBIT with a DIY Pride/Pronoun badge-making station. It was incredibly popular with visitors of all ages (and

with our staff!), and a wonderful opportunity for education and discussion about different LGBTIQIA+ identities.



*A badge of pride at St Kilda Library*

We created a selection of templates that people could choose from, including the flags for 10+

identities and sexualities. It was such a heart-warming afternoon, filled with lovely conversations with kids, parents, teens, and older members of the LGBTIQIA+ community.

### Pride Month

International Pride month will be celebrated in June, Council will be providing a range of events to recognise and celebrate inclusion in our community.

## Celebrating and supporting neurodiversity in our community

### Sensitive Storytime at St Kilda Library

Our library recognises that every child is unique, and we are dedicated to creating a Storytime space that is inclusive, sensory-friendly, and fun for everyone! These small group sessions, starting June 8th, are designed for children who have sensory processing difficulties, are on the autism spectrum, or simply prefer a quieter, calmer, and more controlled environment. All children and care-givers are welcome!

Our trained storytellers will incorporate sensory aids, including soft toys, fidgets, and other tactile toys, to enhance the Storytime and make it a positive, engaging and immersive experience for all.

As with all our Storytime sessions, there will be plenty of books to be read and songs to dance and sing-along to!



*Smiles at Sensitive Storytime*



*Empowering seniors with savings*

## Pop-up digital support sessions for seniors

On 22 May the Community Building Team worked in partnership with Port Phillip Community Group and the Port Melbourne Library, via the Linking Neighbours Seniors program to assist twelve senior residents apply for their \$250 Power Saving Bonus on offer by the State Government.



Without this support, these residents would have missed out. There were residents who benefited from additional assistance such as bill comparison, support to change energy providers, and learning that there are cheaper bills for concession card holders.

Everyone felt so grateful for this help. The Community Building Team is planning to deliver more pop-up digital support opportunities for Seniors in the future across Port Phillip Libraries.

# Snapshot: Inclusive Port Phillip indicators

The following are the results for May 2023.

**Assessment**    Favourable result    On track to meet annual target    At risk    Unfavourable result

Service / Measure	Monthly target	February 2023	March 2023	April 2023	May 2023	Assessment
Housing and homelessness						
Direct hours of housing assistance	>65 direct hours	112	78	41	65	
Number of older local persons housed	>5 housed	13	10	3	4 <sup>1</sup>	

<sup>1</sup> While this months older persons housed target was below the monthly target, placements are tracking above the yearly target.

# Liveable Port Phillip

A City that is a great place to live, where our community has access to high quality public spaces, development and growth are well-managed, and it is safer and easy to connect and travel within.



## Elwood Canal flood warning

City of Port Phillip has undertaken a project to install flood monitoring equipment and warning lights on two local high-risk roads which regularly face flash flooding, Foam Street and Wave Street in Elwood.

The project aims to reduce the risk of people driving through flood waters.

The solution consists of water level monitoring units at each high-risk location, installed with flood activated flashing lights.

The system was installed on 29 and 31 May 2023. It is now operational.

The newly installed flood warning system delivers the community benefits of improved warning response times during flood events and reduced public health and safety risks.



*Flood forewarning in Foam Street*

## Parking management policy review

The one-year review of the Parking Management Policy has concluded. Recommendations from the review were unanimously endorsed by Council in May. We thank the community for all feedback provided since the implementation of the Policy and we thank the groups who provided feedback during the engagement process in late 2022.

Changes to the Policy include clarifying parking permit types, simplifying concession parking permit fees, minor changes to parking area boundaries and clarifying terminology. Impacted individuals and groups will be contacted regarding relevant changes and further information, including an updated version of the Policy, can be found on the Council website.

## Digital planning grant awarded to the City of Port Phillip

CoPP has been successful in achieving the Digital Planning Grant from the State Government.

This funding is designed to support more efficient service delivery through digitisation of manual planning processes, enhance the planning experience for community through improved online guidance and data and better integration of planning services with State Government.

The grant will fund a project to improve the customer experience for our residents, the industry and real-estate agents to verify planning permits in progress via a publicly accessible, user-friendly model, which provides a 3D snapshot of the neighbourhood. This will be the source of truth for opensource data sharing at a state level, and a community accessible portal for community consultation on planning applications.

The project will commence immediately and take 12 months for implementation and operation.

## New car share policy

The new Car Share Policy & Guidelines were adopted in April 2023. Many of the previous policy's settings have been maintained, while changes include:

- a coverage target aiming to have a car share vehicle within 250m of 90% of properties outside of Fishermans Bend
- vehicle usage target to ensure the best use of our limited on-street parking space
- a membership target of 12% of eligible population
- changed emission requirements to improve access to a variety of vehicles including EVs
- expanded consultation process and higher fees for new car share bays in activity centres
- trial of "floating" car share vehicles in new locations, with a three-month review
- strengthening of siting criteria to address barriers identified through consultation
- requirement for increased promotion of car share by providers.

## Pop-up bike lanes update

Following a Council resolution in December 2022 the Department of Transport and Planning has ended the Pop-Up Bike Lanes Program in the City of Port Phillip. Reinstatement works commenced in May 2023, and involve the removal of infrastructure including speed cushions, concrete bollards, yellow line marking and advisory signage. Impacted properties received a letter explaining the changes to be made in April, with further works notifications distributed to inform residents of forthcoming roadworks as they took place.






Improvements for bike riders made along Marine Parade and Jacka Boulevard will progress to permanent infrastructure. The Department of Transport and Planning will consult with City of Port Phillip and the community in coming months to develop a permanent design which improves the safety of all road users. This arterial road is identified as a State Strategic Cycling Corridor and is used by hundreds of riders daily.



# Snapshot: Liveable Port Phillip indicators

The following are the results for May 2023.

**Assessment**  Favourable result  On track to meet annual target  At risk  Unfavourable result

Service / Measure	Monthly target	February 2023	March 2023	April 2023	May 2023	Assessment
Local laws and animal management						
Time taken to action animal management requests	1 to 10 days	1 day	1 day	1 day	1 day	
Animals re-homed	20% to 80%	25%	32%	0%	24%	
Animals reclaimed	30% to 90%	64%	43%	45%	53%	
Animal management prosecution	Trend data	2	1	0	1	N/A
Number fines issued related to Animal Management	Trend data	25	13	23	2 <sup>2</sup>	N/A
Transport and parking management						
Sealed local road requests	10 to 120 requests	10	10	11	12	
Sealed local roads maintained to condition standards	80% to 100%	93%	94%	94%	94%	

<sup>2</sup> During the cooler months, beach restricted are lifted, therefore less enforcement is carried out due to number of patrol requests received.

# Sustainable Port Phillip

A city that has a sustainable future, where our environmentally aware and active community benefits from living in a bayside city that is greener, cooler, cleaner and climate resilient.



## Mayor’s round table: urban forest strategy

A Mayor’s Round Table was held on Monday 22 May 2023 to help shape the strategic principles of the Urban Forest Strategy.

Forty-one key stakeholders (active individuals or representatives of local groups) participated. Participants were invited to share their aspirations for what a ‘green’ Port Phillip would be like in 2040, and the challenges that need to be overcome to achieve this.

Words or terms that participants most frequently referenced relating to the vision for 2040 included: Community, Species, Trees, Biodiversity, Nature, Water, Spaces, Climate and Corridor.

Discussions centred around three topics:

- protect and manage the existing urban forest
- enhance the urban forest
- engage and collaborate with the community.

Participants identified what was important, challenges and priorities for each.

Following the Mayor’s Round Table, Council Officers will develop a draft Vision and Strategic Principles and then test those with the broader community. A range of interactive engagement activities will be implemented across July to seek community feedback on the draft vision and principles and ideas to shape the action and implementation plan.



Mayor’s Round Table

## Counting people riding bikes

On Tuesday the 7th of March 2023 from 7am–9am, Bicycle Network recorded bicycle and micromobility data across 5 locations in the City of Port Phillip.

The counts took place on St Kilda Road at both Union Street and Domain Road/Albert Road, on Park Street at Moray Street, on Beaconsfield Parade at Kerferd Road and on City Road at York Street/Montague Street.

Across the four sites with historical data, we recorded an 83% increase in trips over the last year from 952 in 2022 up to 1,738 from this year’s count, however our totals across the four sites are currently at 58% of their pre-COVID19 levels. Total volume of people riding bikes continues to grow since COVID19, but we are seeing less women and gender diverse users riding at all locations than pre-COVID19. In 2019, 25% of total riders were women. Our 2023 counts reported 19% of total riders as women.

## Victorian Government updates 2035 Greenhouse Gas Emissions Reduction Target

The Victorian Government formally determined Victoria's 2035 greenhouse gas emissions reduction target under the Climate Change Act 2017 in May.

This 2035 target is to reduce Victoria's greenhouse gas emissions by 75–80% below 2005 levels. The Victorian Government has also brought forward the date to achieve net zero emissions from 2050, to 2045.

In alignment with advocacy from the Victorian Greenhouse Alliances, including the South East Councils Climate Change Alliance (SECCCA), City of Port Phillip submitted that Victorian Government targets should reflect global efforts to limit warming to 1.5°C by the end of the century to avoid the worst impacts of climate change.

City of Port Phillip was one of four councils to independently submit to the Independent Expert Panel. The consultation ran from April to June 2022. The Victorian Government thanked City of Port Phillip for engaging in the Panel's consultation process.

Victoria's 2040 target will be set by 2028.

## Electrifying everything community campaign

Councils across metropolitan Melbourne came together in May to share campaign resources, insights from focus groups and their different approaches to implementing the 'Electrifying Everything' community campaign.

The campaign encourages people to make a plan to switch their home from gas to electric and provides supporting information on solar panels, induction cooking, electric hot water systems and reverse cycle air conditioning / heating. Port Phillip has created a Go Electric webpage which features information, calculators, a 'make a plan' worksheet

for residents, community case studies and links to relevant rebates. Port Phillip also interviewed local residents Judith and Deborah who have made the switch to electric and shared their experiences online and across social channels.



*The power you're supplying, it's electrifying*

## SECCCA launches new tools for businesses and Councils

The South Eastern Councils Climate Change Alliance (SECCCA) released two new resources for member Councils in May.

'Powering Up: A guide to electrification' is an online navigation tool designed to guide local governments to identify opportunities to replace gas appliances with electric in Council buildings, as well as estimate costs and savings, and build business cases.

The tool assists the conversion of Council-owned buildings to become fully electric, removing all natural gas, and can also support the community to become net zero. Any businesses that use commercial products will find this resource useful.

This tool is designed to help councils better understand the case for electrification, considerations when electrifying, and the types of technologies that can be used today to replace natural gas systems, including case studies.

SECCCA has also developed a Small Business Climate Adaptation Toolkit to help small business owners prepare for the impacts of climate change, by building an adaptation plan for their business.

A first of its kind in Victoria, this toolkit is a seven-step process to help business owners across the state understand the climate vulnerability of their business, consider the risks and opportunities, and develop and implement an action plan for adapting their business.

City of Port Phillip is a member of SECCCA.



*SECCCA climate adaptation toolkit*

## City nature challenge

City of Port Phillip teamed up with more than 20 councils across metropolitan Melbourne in the City Nature Challenge.

From Friday 28 April to Monday 1 May, people from around the world competed to observe and record sounds and photos of wild plants and animals. Observations were uploaded to the iNaturalist app and contribute to scientific research.

Three events were held in City of Port Phillip on Saturday 29 April:

- Biodiversity Sighting at the Port Melbourne light rail reserve, delivered by Port Phillip EcoCentre
- Wetlands and wildlife walk at Yalukit Willam Nature Reserve, delivered by Port Phillip EcoCentre and Melbourne Water
- Westgate Park biodiversity walk, by Conservation Volunteers Australia.

## EcoCentre construction launch

The construction phase of the new Port Phillip EcoCentre building was launched on 20 April by Minister for Environment, Ingrid Stitt MLC, Nina Taylor, MP for Albert Park, Mayor Cr. Heather Cunsolo, EcoCentre President, Board members, staff and volunteers, and City of Port Phillip CEO Chris Carroll. The project is jointly funded by City of Port Phillip and the Victorian Government.

The new building will see citizen scientists, sustainability educators and volunteers together under one roof. The 'fit for purpose' facility will allow more people in the community to benefit from the EcoCentre's programs.

Mayor Heather Cunsolo said "We are excited for the EcoCentre to continue its great work in transforming our community's understanding of the local environment, including biodiversity, waterways and the impacts of climate change."

The new building will demonstrate excellent sustainability standards in building design and is estimated to be completed by late 2024.







*Artist's impression of the new EcoCentre forecourt*

# Snapshot: Sustainable Port Phillip indicators

The following are the results for May 2023.

**Assessment**    Favourable result    On track to meet annual target    At risk    Unfavourable result

Service / Measure	Monthly target	February 2023	March 2023	April 2023	May 2023	Assessment
Waste management						
Kerbside bin collection requests (per 1,000 kerbside bin collection households)	1 to 25 requests	16.4	38.25	30.78	49.41 <sup>3</sup>	
Kerbside collection bins missed (per 10,000 scheduled kerbside collection bin lifts)	1 to 5 bins	6.32	6.25	6.46	9.12 <sup>4</sup>	
Kerbside collection waste diverted from landfill	20% to 60%	39%	39%	39%	36% <sup>5</sup>	
Percentage of investment in fossil-free institutions	60% to 80%	72.50%	72.5%	74.4%	73.6%	

<sup>3</sup> There has been a significant increase residential bin requests related to the FOGO rollout and ongoing disruptions to service delivery from industry wide driver shortage

<sup>4</sup> Increase due to contractor resourcing issue, this is expected to abate with the change to new contracts on 1 July

<sup>5</sup> Slight decrease due to increased garbage generation (1,571.9 tonnes for May, up from 1,322.3 tonnes for April)

# Vibrant Port Phillip

A City that has a flourishing economy, where our community and local businesses thrive, and we maintain and enhance our reputation as one of Melbourne's cultural and creative hubs.



## St Kilda Film Festival

### Short films, big screens, bold stories

St Kilda Film Festival (SKFF) returned to the majestic Palais Theatre on Thursday 1 June for its biggest opening night in years. This brilliant evening was packed with a selection of the best short films in 2023.

SKFF is Australia's longest-running short film festival, recognising the genre of short film, including music videos, gaming and immersive forms, celebrating some of Australia's best local short filmmakers and screen artists.

Highlights include:

- 38 different sessions split across a large-scale Opening Night celebration, screenings at the iconic Astor, and sessions held across popular South Melbourne venues
- 111 New Australian films screened, plus 10 online shorts and 13 international shorts
- 31 Professional Development Events
- More than 10,000 attendees.



*International Family Animation Explosion #2*



*Two of a Kind: Tandem Tales*



*Shifting the Gaze*



*Australian Animation Showcase*

## Guided walks in Port Phillip

Every month, knowledgeable walk leaders guide interested tourists and community members on an exploration of the heritage treasures of the City of Port Phillip. The February to June program of walks has been particularly well attended, having showcased key features of our City, including:

- the historic industrial areas of Port Melbourne between Station Pier and Picks Street
- rare plants in the St Vincent Gardens
- the heritage of the See Yup Society.

The final walk for this program will feature a historic mix of five private and public housing estates in Port Melbourne, including the earliest in Victoria.

The next program will launch in July and be published on the City of Port Phillip website.



*First houses built at Fishermans Bend sponsored by State Savings Bank of Victoria, 1930-1939. Port Phillip City Collection*

## Esplanade Market post-COVID recovery

After a difficult period, St Kilda's iconic Esplanade Market is almost back to full strength. Stallholders, locals and visitors alike are delighted to see the market return to its usual popularity and vibrancy.

Since 1970, the market has been the destination of choice for people seeking high quality and authentic Australian products. With over 90 stalls featuring arts, crafts and other original creations, the market draws a crowd every Sunday.

## Auto-renewals for library loans




In May, our Libraries implemented automatic renewals for materials on loan to our customers. Notifications are sent to customers that their items have been renewed with the new due date, and a recall notification is sent if an item has been reserved and needs to be returned. Customers can still renew their items before the due date themselves if they prefer. So far the feedback has been very positive!



# Snapshot: Virbrant Port Phillip indicators

The following are the results for May 2023.

**Assessment**  Favourable result  On track to meet annual target  At risk  Unfavourable result

Service / Measure	Monthly target	February 2023	March 2023	April 2023	May 2023	Assessment
Libraries						
Visits to libraries	41,000 to 60,000	17,895	36,477	28,064	43,791 <sup>6</sup>	
South Melbourne Market						
Visits to South Melbourne market	>360,000	382,561	437,591	473,845	424,790	
Street cleaning						
Street cleaning audit compliance	>90%	95%	96%	93%	96%	

<sup>6</sup> The St Kilda Library roller door was repaired on 6th May, St Kilda visits were therefore lower than average

# Well Governed Port Phillip

A city that is a leading local government authority, where our community and our organisation are in a better place as a result of our collective efforts



## Neighbourhood engagement

Over the first three weeks in May, Council staff and Councillors visited eight different neighbourhoods around Port Phillip to seek community feedback on projects and listen to suggestions.

At the various pop-up conversations, the team sought feedback on the Council Plan and Budget as well as the Accessibility Action Plan. Locations such as busy shopping strips and farmers' markets were chosen for high rates of foot traffic and ability to reach community members that might not otherwise engage in Council's decision-making processes.

Approximately 155 people engaged in conversations, sharing feedback and ideas for the future of their neighbourhoods. People spoken to ranged in age from 16 to 86 years, held a wide range of views and were from across all suburbs in Port Phillip. We heard that most people at the pop-ups (65% of participants) were supportive of the rates increase of 2.8%, a rate below the cap set by the Victorian Government. We also heard that

most (66% of participants) were not supportive of the proposed cuts to the Cultural Development Fund that were outlined in the draft Council Plan. Additional topics arising included parking pressures, construction impacts, management of open spaces and community safety.

A big thank you to everyone who participated in the pop-up. Your feedback is hugely important in ensuring that the work we do meets community need and expectations.



*Pop-up conversation in Middle Park*

## St Kilda Town Hall façade

Works have recently completed on the St Kilda Town Hall Façade. The project was initiated to address issues involving the longevity, including the ongoing maintenance costs, and the potential combustibility of the existing timber Façade. As a result, powder coated aluminium slats were chosen to be installed.

Rather than attempt to keep the same look and feel using a fake timber finish, which would detract from the building, additional design appearances were investigated to utilise colour and an abstract inspiration. The final design uses a leaf/foilage form as an abstract inspiration and the design, along with the colours selected, were derived from the attributes of the original timber slats, utilising reds and browns often found in a tree trunk and gives a more earthy/natural appearance.

## Gender equality action plan

We are committed to fostering a workplace that is respectful, safe and inclusive for all staff. Last year we implemented our Gender Equality Action Plan (GEAP). We have since made solid progress with delivering the GEAP by:

- updating our Equal Employment Opportunity Policy and Code of Conduct
- introducing online learning modules to raise education and awareness of diversity and equity requirements
- updating our recruitment policy and process, including diversity in recruitment panels and addressing any gaps
- improving workforce data and consideration of diversity and equity in department workforce planning and salary reviews
- significant promotion of flexible work arrangements and improved inclusion and equity provision in our EA including enhanced parental leave for both primary and secondary carers as well as superannuation while on parental leave, gender transition leave
- integrating inclusion and values into our Proudly Port Phillip Awards recognition and reward program

Additionally, work is currently underway to develop standalone policies for Anti Sexual Harassment, Family and Domestic Violence.

This year we are completing a progress check to see how we are travelling against our commitments in the plan. One way we will be assessing our progress is via an employee survey that will focus on gaining employee feedback about our organisational culture, gender equality, diversity and inclusion. This survey commenced at the end of May.

## Gender Impact Assessment

In developing policies and programs and in delivering services that have a direct and significant impact on the public, Council is required to consider and promote gender equality and take necessary and proportionate action towards achieving gender equality. Council must assess how that policy, program or service meets the needs of people of different genders (women/girls, men/boys and people who are gender diverse). Gender Impact Assessment (GIA) is the prescribed mechanism for fulfilling this obligation. While a GIA starts with gender, it should also aim to consider impacts of other social factors such as age, Aboriginality, race, religion, (dis)ability, sexual orientation and socio-economic status.

To date, Council has completed 22 GIAs. These GIA's range in topics from the Public Toilet Plan, South Melbourne Town Hall redevelopment project and the Car Share Policy among others. Completion of these GIAs has provided us with some learning and examples that will help us to

roll out GIAs to all eligible policies, programs and services and embed GIA in our organisational systems and processes going forward.

GIA awareness and training has been promoted across the organisation via:

- numerous team and departmental meetings
- GIA workshops
- One on one, tailored GIA support and coaching sessions
- Presentation at the All Staff Session











Additionally, a GIA intranet page, tools and templates have been developed and tailored for CoPP.

Over the next few months we will be mapping GIAs to service profiles and identifying themes for GIA research. We have developed the first gender research paper on Assets (lighting, CCTV, footpaths etc) and will continue to produce these papers to form a direct research input to GIAs, streamlining the process for officers undertaking GIAs.

# Snapshot: Well-Governed Port Phillip indicators

The following are the results for May 2023.

**Assessment**  Favourable result  On track to meet annual target  At risk  Unfavourable result

Service / Measure	Monthly target	February 2023	March 2023	April 2023	May 2023	Assessment
<b>Customer experience</b>						
Complaints resolved within agreed timeframes	>75%	94%	91%	75%	<b>76%</b>	
Proportion of community service requests resolved within agreed timeframes	>80%	65%	74%	76%	<b>81%</b>	
<b>Governance, risk and policy</b>						
Councillor requests resolved within agreed timeframe (cumulative)	>80%	74%	76%	68%	<b>83%</b>	
Council decisions made at meetings closed to the public	0% to 30%	6%	18%	0%	<b>5%</b>	
Councillor attendance at council meetings	80% to 100%	100%	100%	93%	<b>96%</b>	
Material legislative breaches	0	0	0	1	<b>0</b>	
Proportion of occupational health and safety incidents reported within 24 hours.	>75%	83%	83%	83%	<b>82%</b>	
<b>Finance and project management</b>						
Proportion of capital projects on track	>80%	57%	58%	71%	<b>62%<sup>7</sup></b>	
Proportion of operating projects on track	>80%	66%	70%	70%	<b>72%<sup>9</sup></b>	
Variance from operating budget adjusted for Council approved expenditure	-1% to +3 %	7%	17%	17%	<b>12%<sup>8</sup></b>	

<sup>7</sup> Further explanation is provided in the Financial Update below

<sup>8</sup> Council believes a greater than budgeted cash surplus is a favourable outcome for our community as these funds can be used to be invested back to community infrastructure and services. The target for FY23/24 has been updated to reflect this.

# Project Portfolio

## Overall status

The project portfolio is made up of programs and projects which achieve the initiatives set out in the Council Plan and Budget 21-23.

**On track** 65%

Latest result has achieved target for measure. On track across all elements.

**At risk** 21%

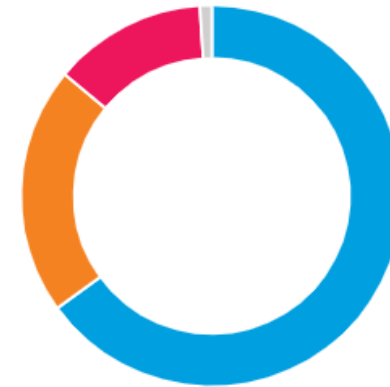
Latest result experienced a minor miss in relation to target for measure. One or more elements at risk.

**Off track** 13%

There is a significant variation from targeted result for measure. Off track for one or more elements.

**No report** 1%

Status update was not available at the time this report was generated.



## Portfolio status trend

	12 mnth average	Feb-23	Mar-23	Apr-23	May-23
<b>On track</b>	65%	63%	66%	71%	65%
<b>At risk</b>	19%	24%	19%	17%	21%
<b>Off track</b>	13%	12%	12%	11%	13%
<b>No report</b>	3%	1%	3%	1%	1%

## Portfolio financial performance

	Number of projects	Annual budget (\$ million)	Annual forecast (\$ million)	YTD forecast (\$ million)	YTD actuals (\$ million)	YTD variance (\$ million)
<b>Capital</b>	158	53.6	29.7	24.3	20.8	3.5
<b>Operating</b>	57	17.6	11.5	9.0	7.2	1.8
<b>Total</b>	<b>215</b>	<b>71.2</b>	<b>41.2</b>	<b>33.3</b>	<b>28.0</b>	<b>5.3</b>

## Portfolio changes

Fitzroy Street Public Toilet	The project has been delayed due to ongoing approvals for the construction of the public toilet within the Albert Park Reserve. Once this is resolved, site works on the sewer and utility connections will commence. This schedule adjustment of 8 months allows time for organising and connecting to sewer under Fitzroy Street and the construction of the toilet. As a result, the construction completion is extended from 6 June 2023 to 6 February 2024 and \$240k is deferred to FY23/24.
Local Law Review	This project returns \$196k in savings as work was delivered with existing staff resources.
St Vincent Gardens Playground	The project has been delayed due to competing priorities and the construction completion has been extended from Nov 2023 to 30 May 2025. This results in deferral of \$35k to 23/24 and \$303k from 23/24 to 24/25 when construction is expected.
Road construction – Park St	This project has been deferred to align with the revised timeline of Park St Bike link works. Construction completion has moved from June 2023 to July 2025 and as such \$295k in 22/23 and \$1.2m in 23/24 has been deferred to 23/24 and 24/25 respectively.
St Kilda Pier Landside Works	Delays in engaging lead design consultants has resulted in deferral of \$50k from 22/23 to 23/24 and \$1m from 23/24 to 24/25.

# Financial Update

## Financial Update

As at 31 May 2023 the full year forecast for the 2022/23 cumulative cash surplus of \$8.37 million is consistent with the prior month and is favourable compared to budget of \$1.55 million by \$6.8 million.

The full year forecast surplus improvement compared to budget is predominantly due to improving parking income of \$2.0 million particularly improved utilisation at South Melbourne Market and foreshore precincts, an increase \$0.9m parking infringement income, \$0.6 million supplementary rates and \$3.8 million increase in interest income as a result of higher than anticipated cash available for investment, higher investment returns, and an increase in longer term floating notes which attract higher yields.

This has been partially offset by a decrease in utilisation at our Childcare Centres, coupled with sector wide staff shortages resulting in a net loss of \$0.8 million. The reduction in childcare fees income is partially offset by reduced costs.

The organisation is facing a higher than the historical average staff vacancy rate, which is placing pressure on existing staff to respond to increased service volumes and backlogs to meet service levels and project delivery. Some roles are hard to recruit.

Employee costs underspends have been used to offset the net additional enterprise employee costs (including vacancies) required based on the new enterprise agreement.

There were no significant forecast movements in May

## Summarised Income Statement Converted to Cash

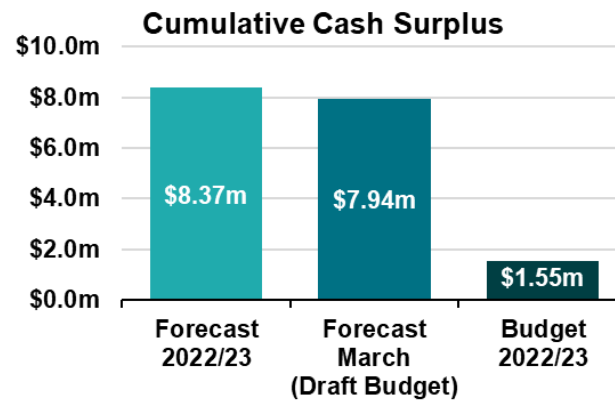
	Year to Date			Full Year		
	Actual	Forecast	Variance	Forecast	Budget	Variance
	\$,000			\$,000		
Total income	202,186	202,261	(75)	252,483	244,196	8,287
Total expenses	(169,487)	(174,209)	4,722	(236,556)	(247,575)	11,020
<b>Operating surplus/ (deficit)</b>	<b>32,699</b>	<b>28,052</b>	<b>4,647</b>	<b>15,927</b>	<b>(3,380)</b>	<b>19,307</b>
Capital expenditure	(17,995)	(20,648)	2,653	(27,876)	(48,425)	20,549
Non-cash operating items	17,513	18,546	(1,033)	28,813	29,809	(996)
Financing Items	(638)	(615)	(24)	(738)	(738)	0
Net reserves movement	0	0	0	(12,993)	19,008	(32,001)
<b>Current year cash surplus/(deficit)</b>	<b>31,579</b>	<b>25,336</b>	<b>6,243</b>	<b>3,134</b>	<b>(3,726)</b>	<b>6,860</b>
Opening cash surplus balance	5,236	5,236	0	5,236	5,274	(38)
<b>Accumulated cash surplus</b>	<b>36,815</b>	<b>30,572</b>	<b>6,243</b>	<b>8,370</b>	<b>1,549</b>	<b>6,821</b>



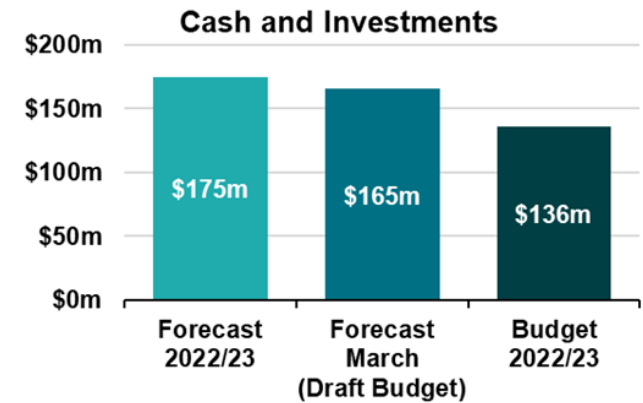
**Key Financial Highlights and Indicators:**

- Significant improvement in financial performance due to greater recovery post COVID-19 than anticipated and have been allocated to fund a lower rate increase in 2023/24.
- An overall low risk rating using the Victorian Auditor General’s Office (VAGO) financial sustainability indicators.
- Forecasted positive net operating result of \$15.9 million (6.2 per cent of total revenue).
- A healthy working capital ratio of 395 per cent.
- Permanent ongoing efficiency savings achieved of over \$1.1 million during the year.
- A forecast cumulative cash surplus balance of \$8.37 million.

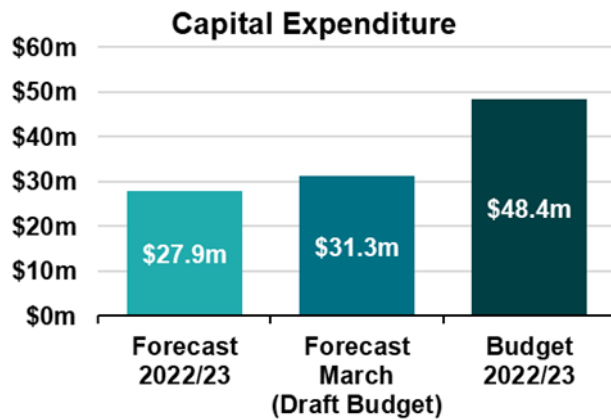
**Financial Statement Snapshots:**



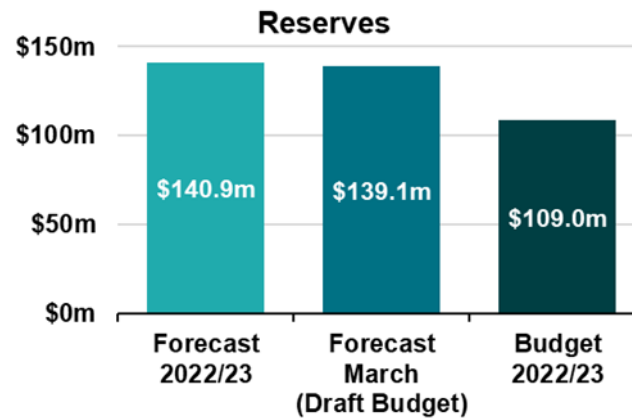
Improvement in cumulative cash surplus mainly due to favourable parking income due to significant increase in utilisation and interest revenue increasing due to both increased yield & cash investment balance. Noting the forecast cash surplus has slightly reduced compared to that published with the draft budget.



The cash and investments balance has increased due to portfolio deferrals and the improvement to the cash surplus. Council’s return on Investment Key Performance Indicators and Corporate Social Responsibility achieved. Over \$147m of the cash and investments balance is held in reserves or trusts and therefore tied or allocated to specific delivery of projects and services (e.g., open space developer contributions, project deferrals and specific grants).



The decrease in capital expenditure is due to net capital project deferrals to 2023/24 and future years. Project deferrals have been caused by various factors including limited availability of project managers, supply chain issues (initially due to the pandemic and more recently from global conflict) and external approval processes.



Council reserves have increased predominately due to net project deferrals to 2023/24 and future years. While the balance of reserves appears significant, these funds are held for specific purposes and will help to fund the significant capital portfolio over the next ten years.

*Detailed financial statements and notes will be published on a quarterly basis as part of the quarterly financial updates and mid-year review.*